



BOOKR

CLASS

Mobile Application and
Teacher's Dashboard User Guide

Navigate easily in the User Guide by clicking on the chapter titles.

BOOKR Class Library Application

[Downloading the App](#)

[Student version](#)

- [Login with a student code](#)
- [First Login](#)
- [Library view](#)
 - Main page
 - Menus on main page
- [Opening a book](#)
- [Reading a book](#)
- [Educational Games](#)
- [Recommendations, coins and badges](#)
- [Search Options](#)
- [My Profile](#)
 - Test Center
 - Lexile Placement Test
 - Reading Comprehension Test
 - Settings
 - Manage Storage
 - Help
 - App Intro

[Teacher and Parent View](#)

- [Login](#)
 - Select or Add Profile
- [Registration Process](#)
 - Add Your Child
 - Subscriptions
 - Choose a profile
- [Library View](#)
- [Search Options](#)
- [My Profile](#)
 - Child Dashboard
 - Edit Child Profile
 - Add or Remove a Child
 - Switch Profiles and Logout
 - Subscription
 - Notifications
 - Settings
 - Help
 - Tutorial



Go to the next page for the content table of the Teacher's Dashboard.



Navigate easily in the User Guide by clicking on the chapter titles.

Teacher's Dashboard

[Opening the Teacher's Dashboard](#)

[Students](#)

- Student Import
- Student's Profile
 - Book Assignments
 - Student Code
 - Level Hiding
 - Individual Statistics

[Licenses](#)

[Statistics](#)

- School overview Statistics
- Student's Individual Statistics
- School overview: Book Statistics

[Books](#)

- Assign Books
- Vocabulary Test
- Reading Comprehension Quiz

[Flashcards](#)

[Songs and Karaoke](#)

[Resources](#)

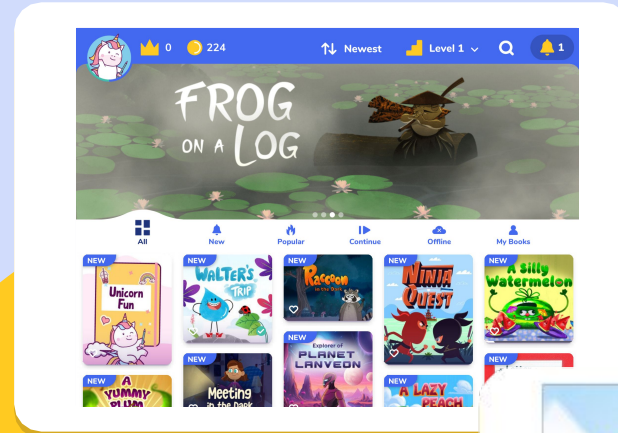

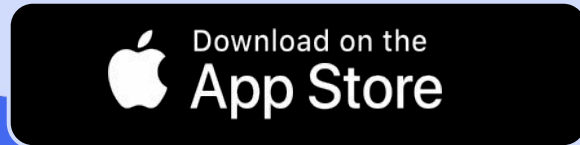
[Help Center](#)

[My Profile](#)

[Logout](#)




Downloading the BOOKR Class Mobile App



The BOOKR Class Library Application

Student version



Login with a Student Code

Parents and Teachers can log in with the email address and password they used during registration.

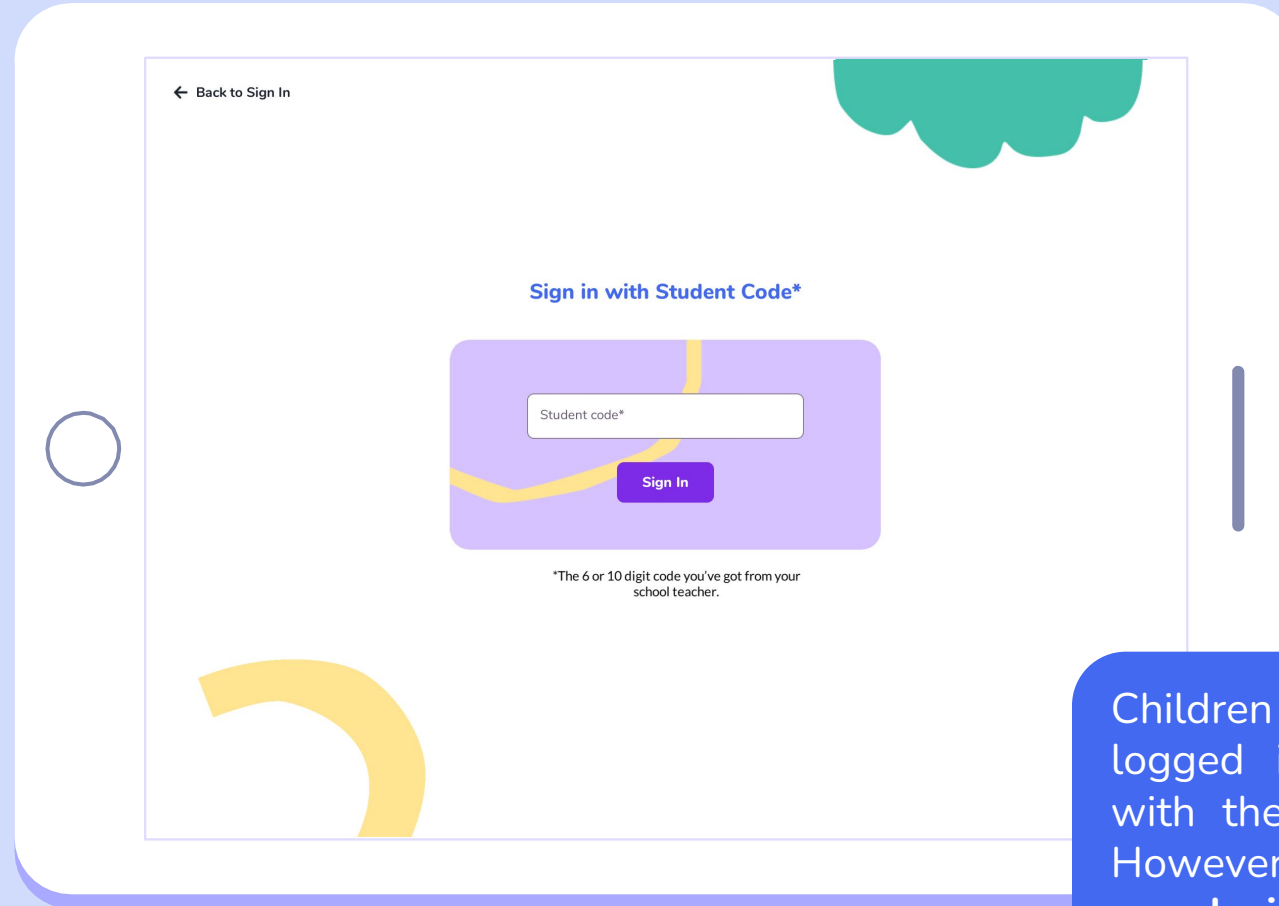
For more information go to the [Teacher and Parent View](#) slide.

The screenshot displays a 'Sign In' screen with a white background and a light blue border. At the top center, the text 'Sign In' is written in blue. Below this, there are two main sections. The left section is titled 'Sign in with username or email' and contains a form with two input fields: 'Username or email*' and 'Password*'. The password field has a 'show' toggle icon. Below the password field is a link for 'Forgot password?' and a purple 'Sign In' button. The right section is titled 'Sign In With Student Code' and features a purple button at the top. Below this, there is a yellow circle with 'OR' in the center, followed by three buttons: 'Sign in with Kolibri' (with a bird icon), 'Sign In with Plurall' (with a person icon), and 'Sign In with Classera' (with a gear icon). At the bottom left, there is a yellow button labeled 'New? Sign up'. At the bottom right, there is a 'Skip →' link. A vertical grey bar is on the right side of the screen. A blue circle is drawn on the left side of the screen, with an arrow pointing to the 'Sign in with username or email' section.

Students can log in with their individual 10-digit student code.

Login with a Student Code

The student code is **automatically generated in the Teacher's Dashboard** once a student is added to the school by the teacher.

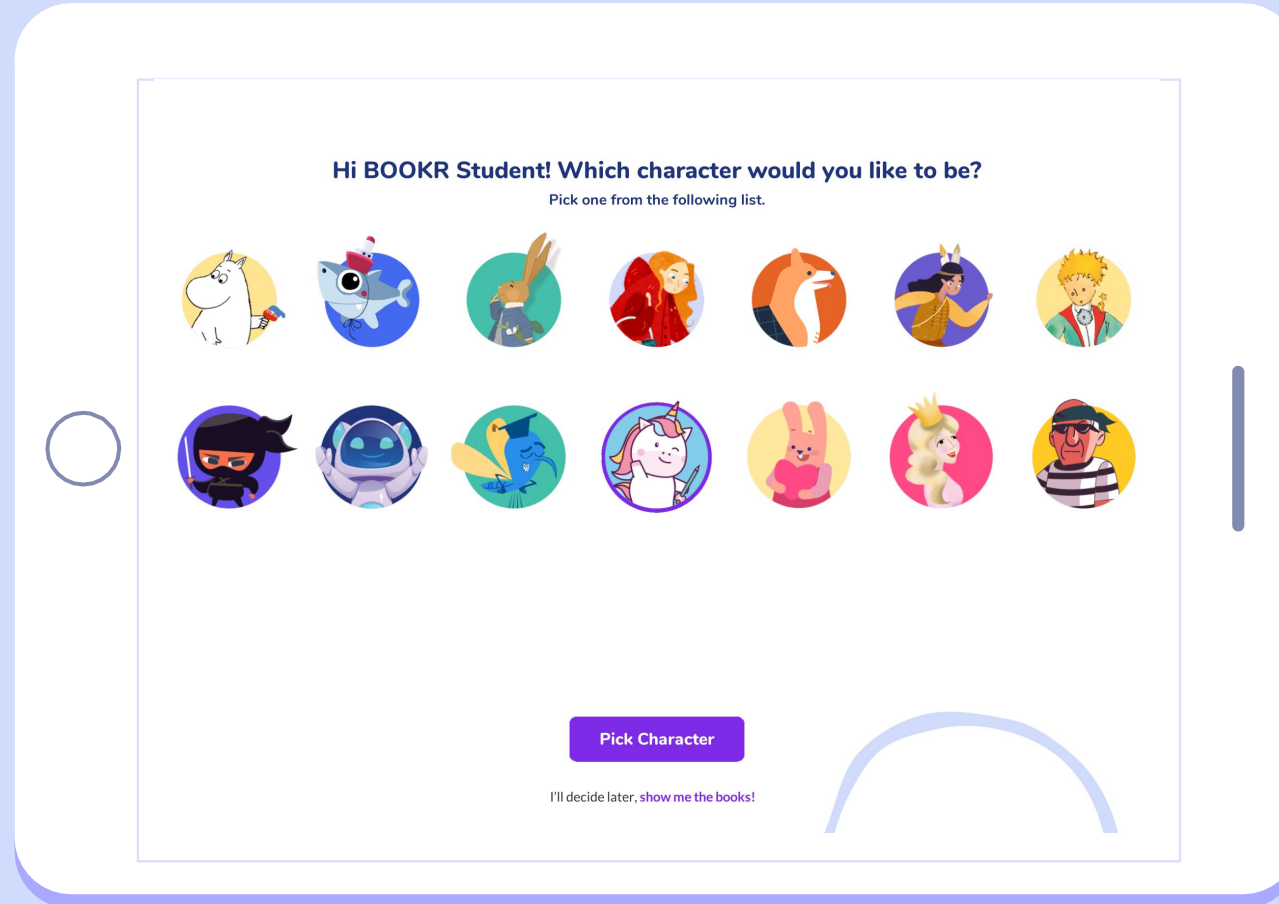


Children can simultaneously be logged into multiple devices with the same student code. However, **can only read on one device at the same time.**



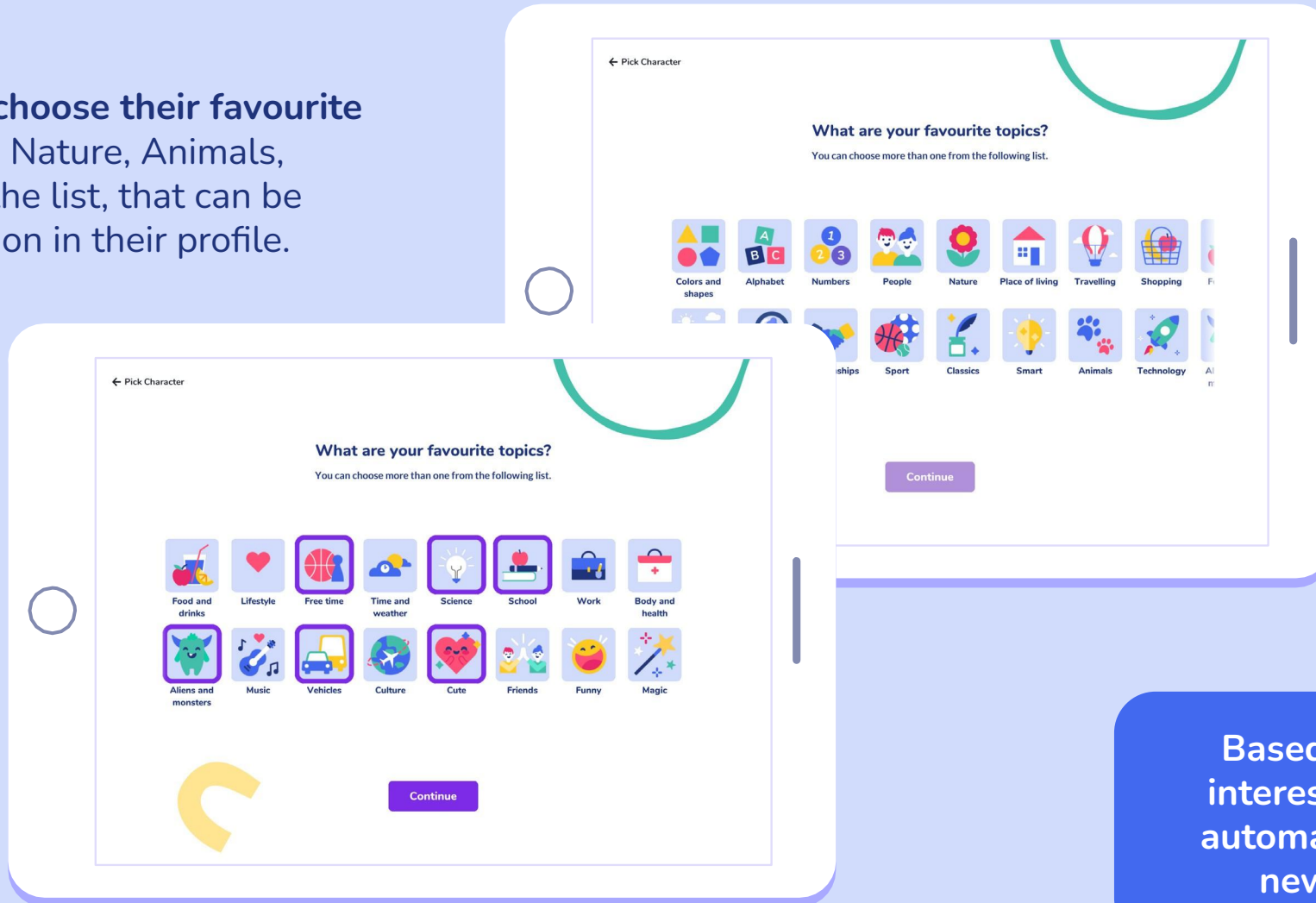
First Login | Step 1 - Select your Avatar

When students log in for the first time, they can choose an avatar as a profile picture, which they can modify later on.



First Login | Step 2 - Choose your Interests

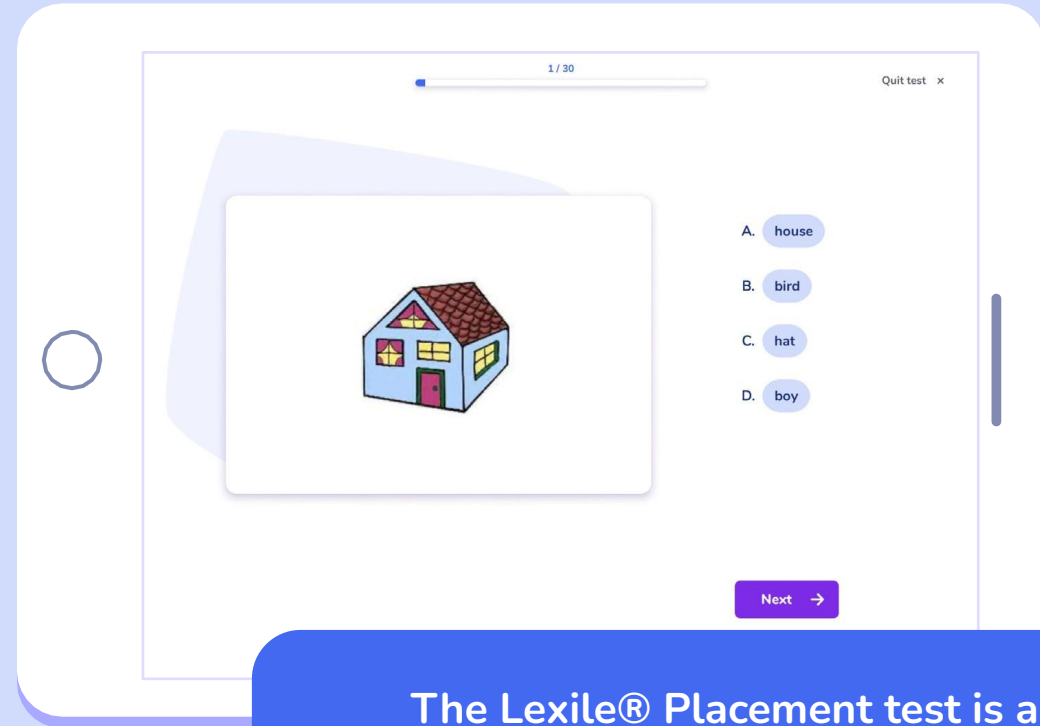
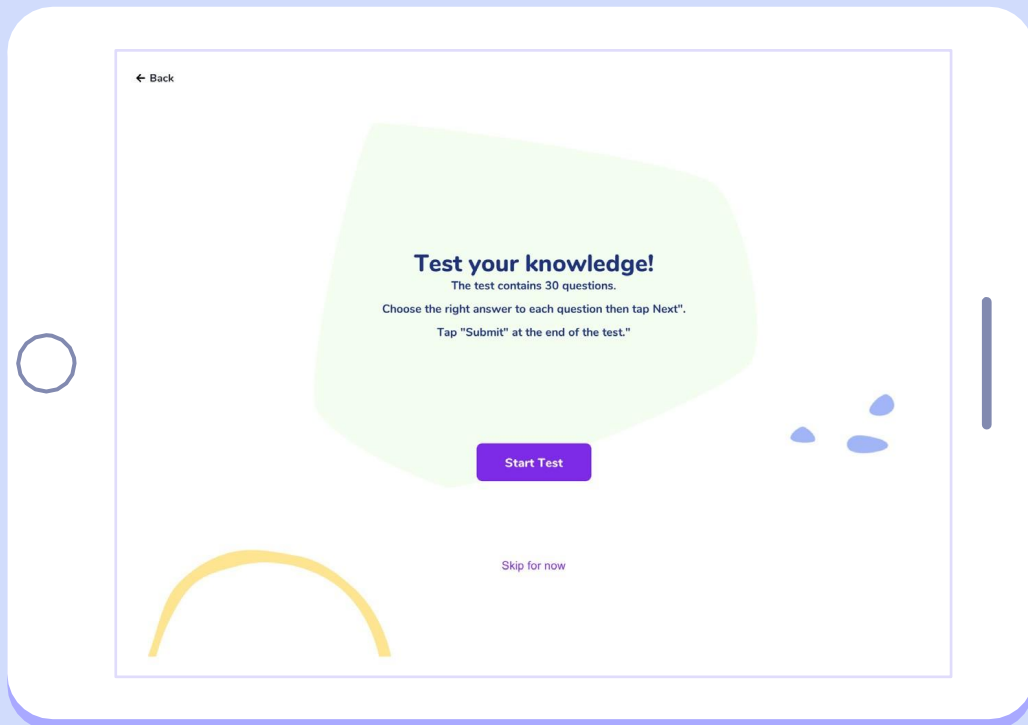
Students can **choose their favourite topics** such as Nature, Animals, Science from the list, that can be changed later on in their profile.



Based on their selected interests, the system will automatically recommend new books to read.

First Login | Step 3 - Lexile Placement Test*

Students have the option to take the Lexile Placement Test by filling out a 30-question test to assess their reading skills. If they skip the test, they can complete it later from their profile.

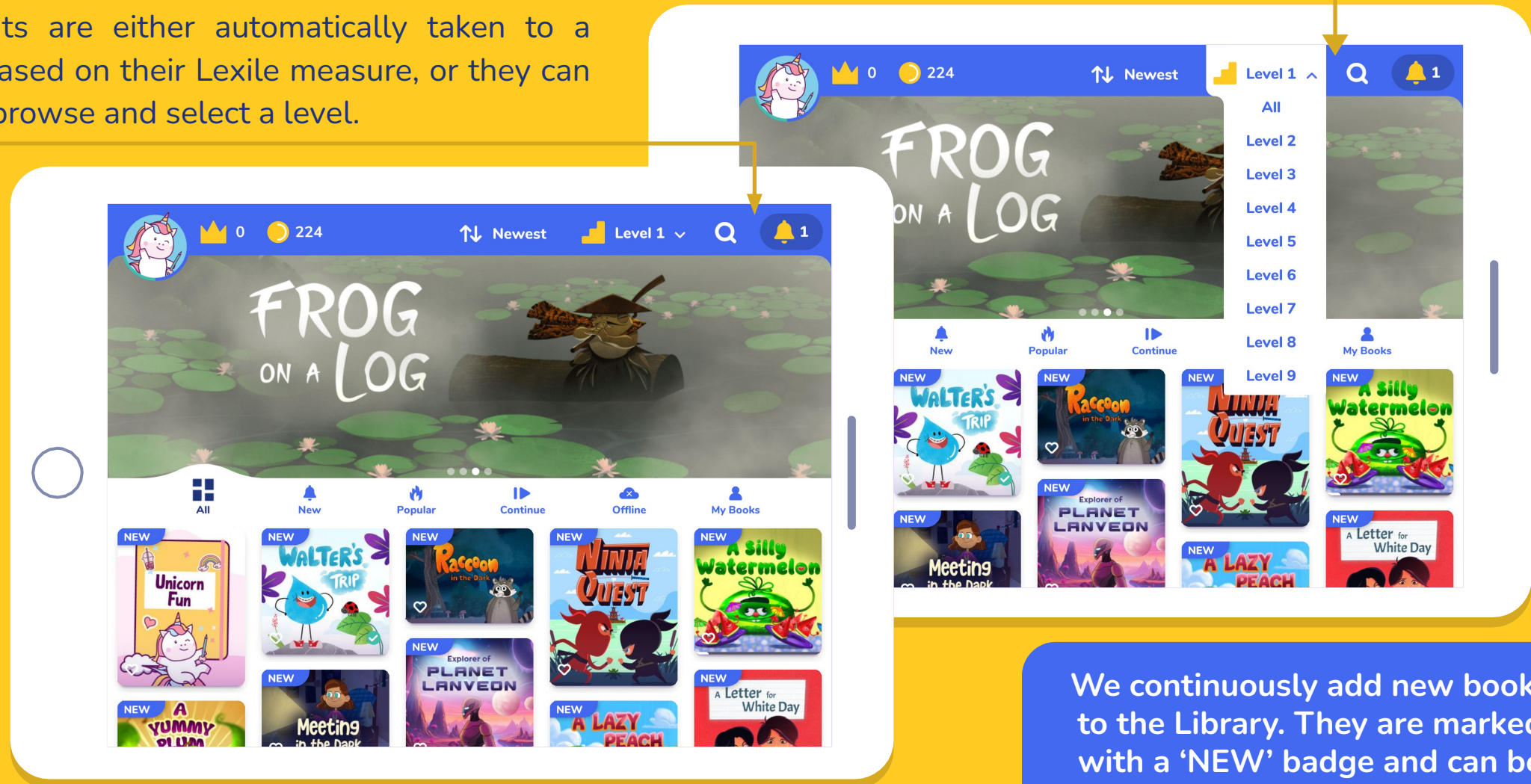


The Lexile® Placement test is an assessment that provides a way to measure a student's English reading ability or the difficulty of a text. By completing 30 questions, BOOKR directs students to the most relevant BOOKR Class level.

*This feature is not available for every school.

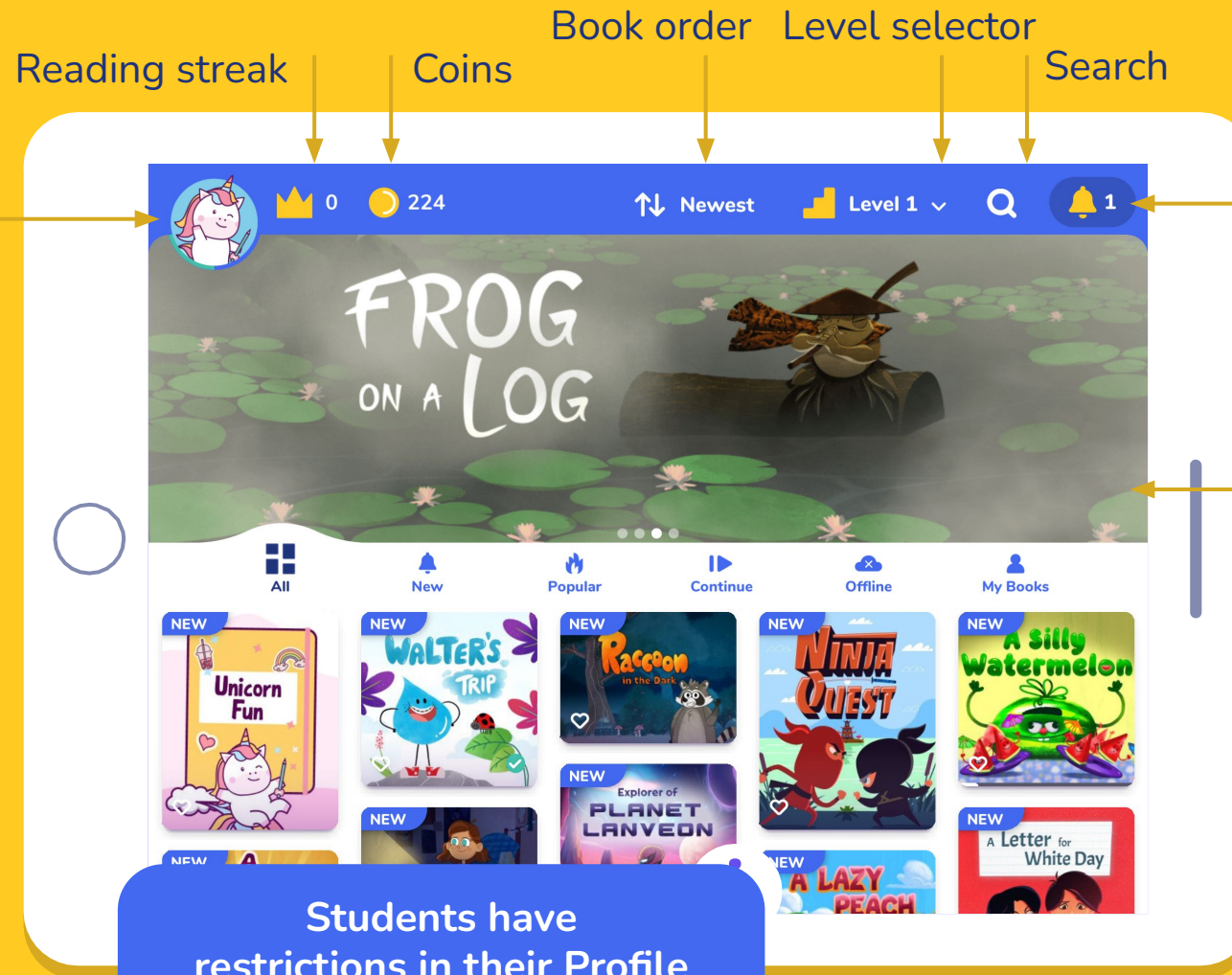
Library view | Students | Main Page

Students are either automatically taken to a level based on their Lexile measure, or they can freely browse and select a level.



We continuously add new books to the Library. They are marked with a 'NEW' badge and can be found under the 'New' filter.





Account details and settings

Notifications

Slideshow with book recommendations, tap the image and read the book.

Coins:

Students can collect coins by completing the books.

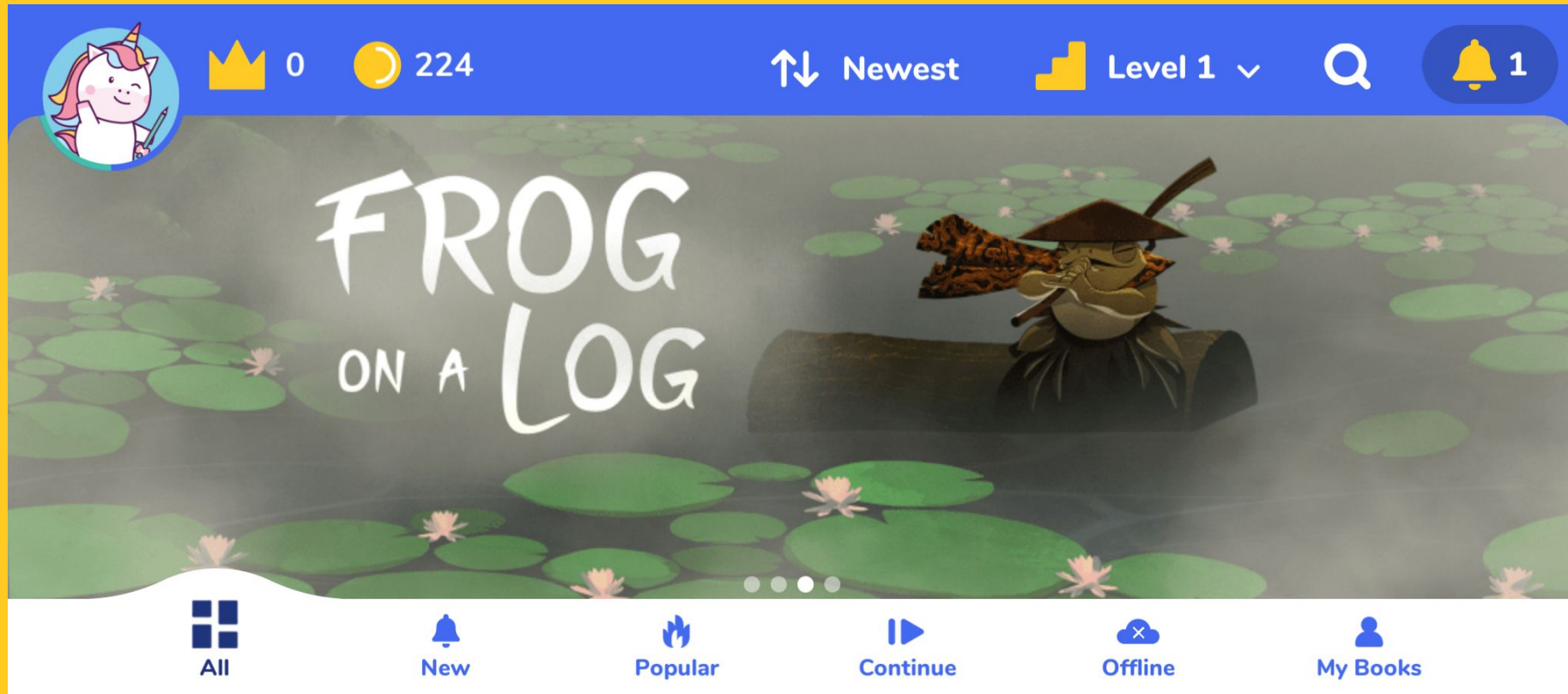
Reading Streak:

Consecutive days spent with reading in a row (default is 20 mins/day that can be changed in the Teacher's Dashboard).

Students have restrictions in their Profile management, e.g. they cannot manage subscriptions.

Book order:

Choose the listing of the books: from newest to oldest, oldest to newest, from A to Z or Z to A.



Latest additions to the Library.

Most popular titles in the Library.

Books started, but haven't finished.

Downloaded books that are available without internet connection, as long as the user's subscription is valid.

Books assigned to the student by their teacher.

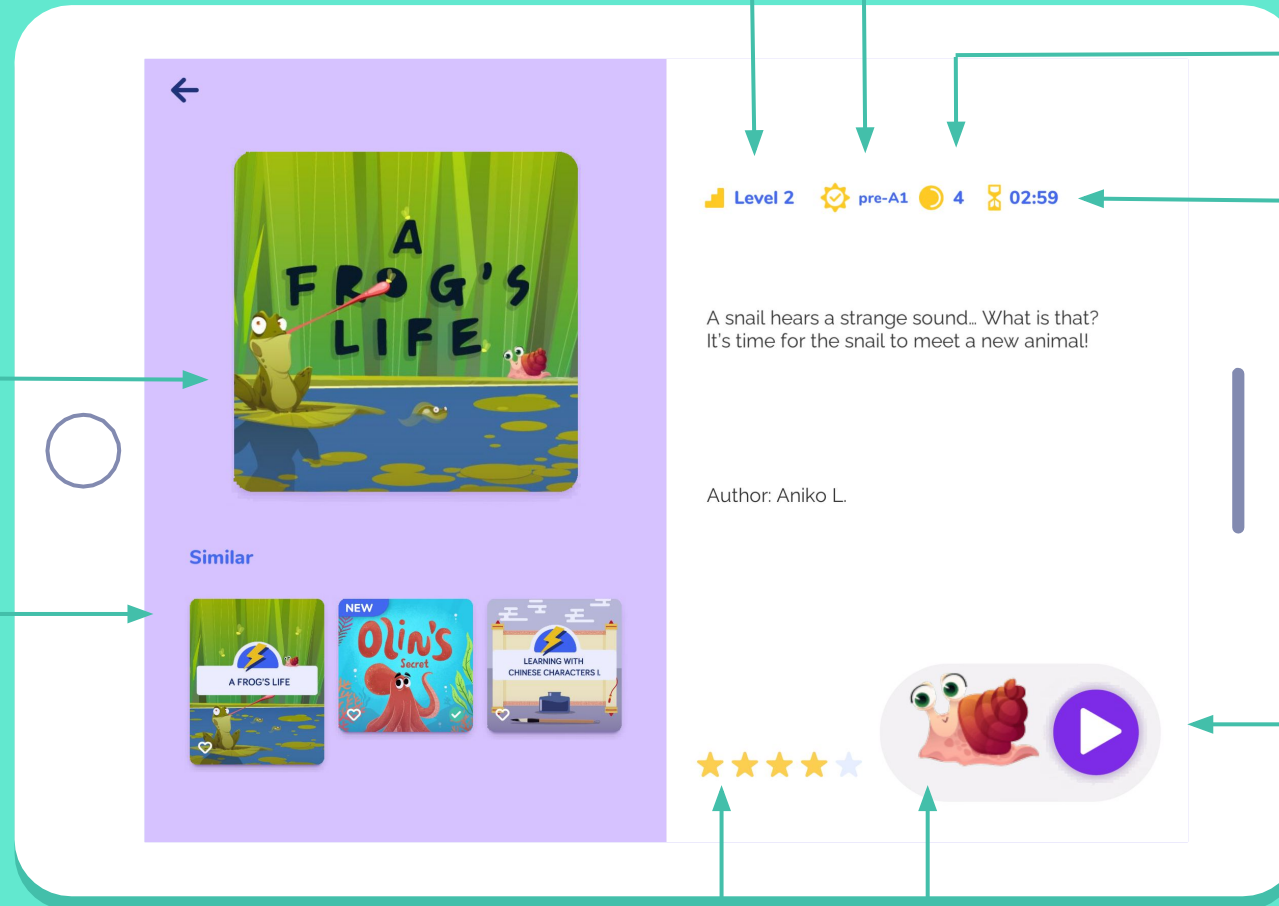
BOOKR Class level

CEFR level

Tap any book in the library and the book info page will appear.

Book cover

Similar books based on the level and interest of the student



Number of coins the student can earn by reading the book

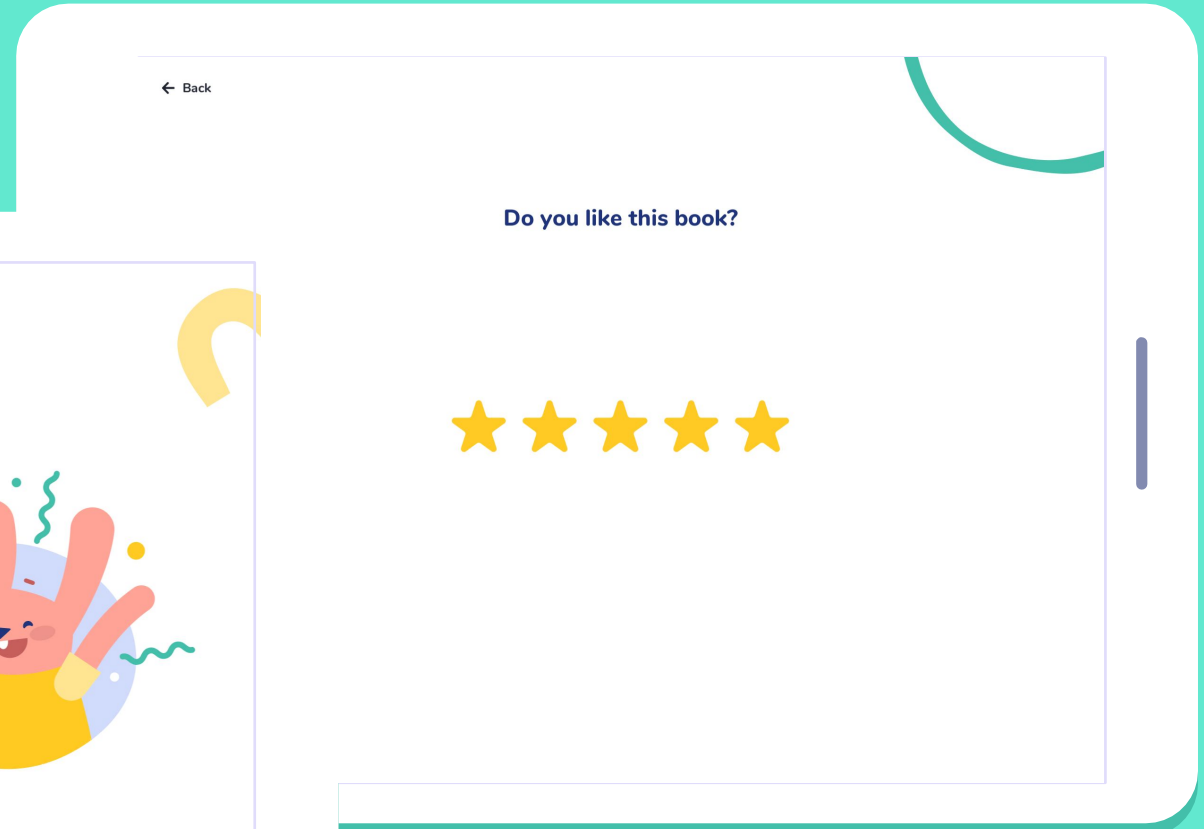
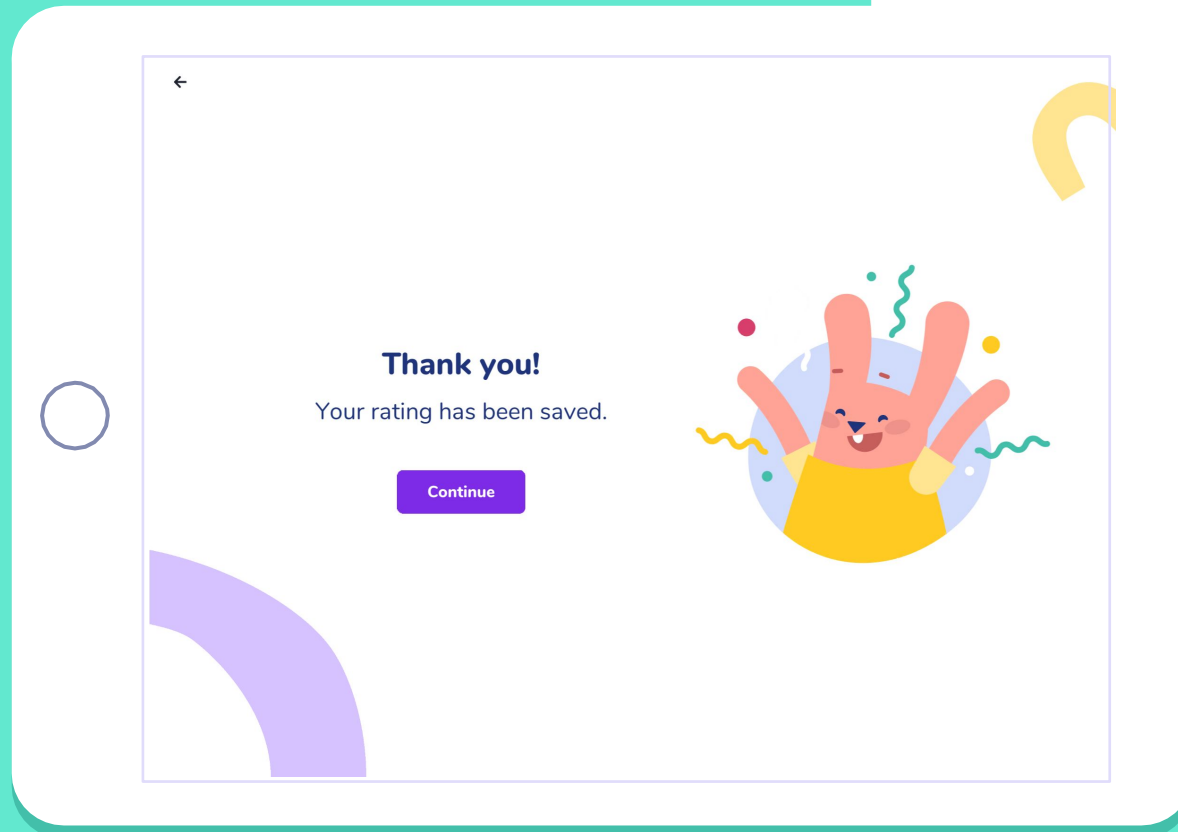
Read time

Purple "Play" button to download and play the book

Book rating

Collectible badge

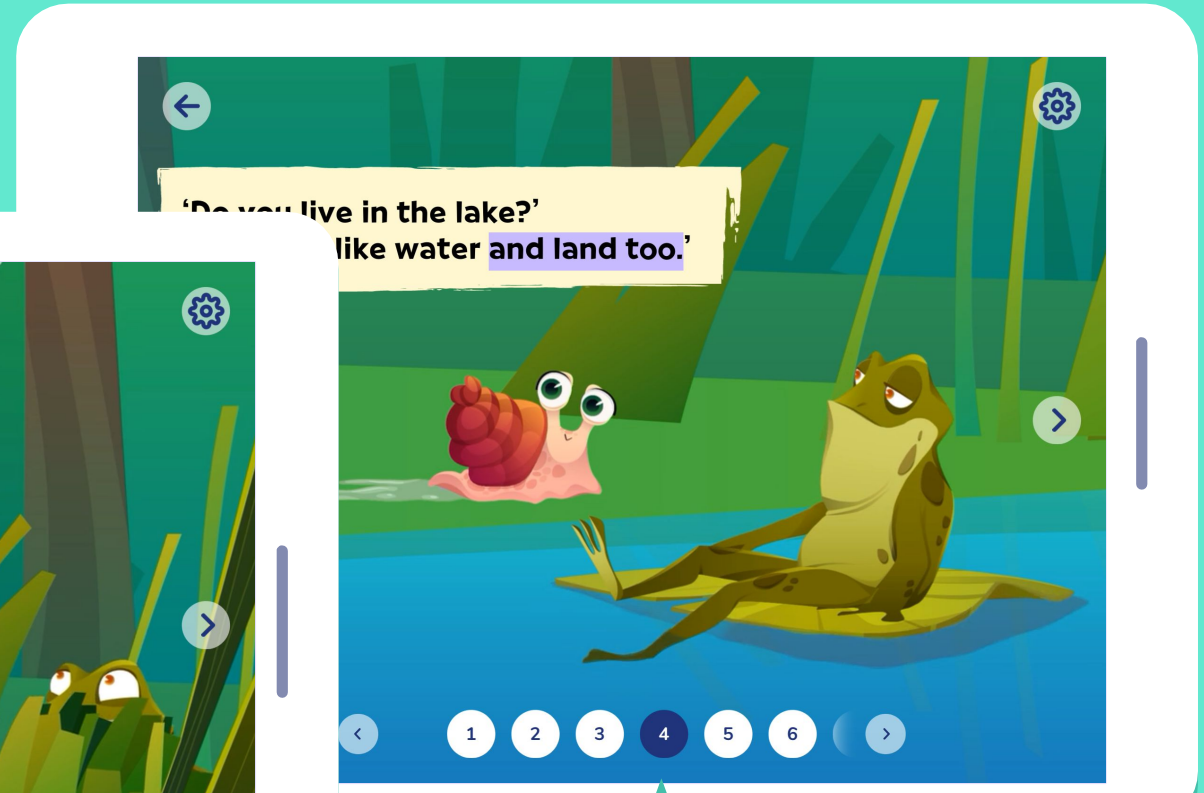
Rate the books you have read by clicking on the stars at the bottom of the book info page.



Add 1-5 stars based on your opinion of the book.



Pause

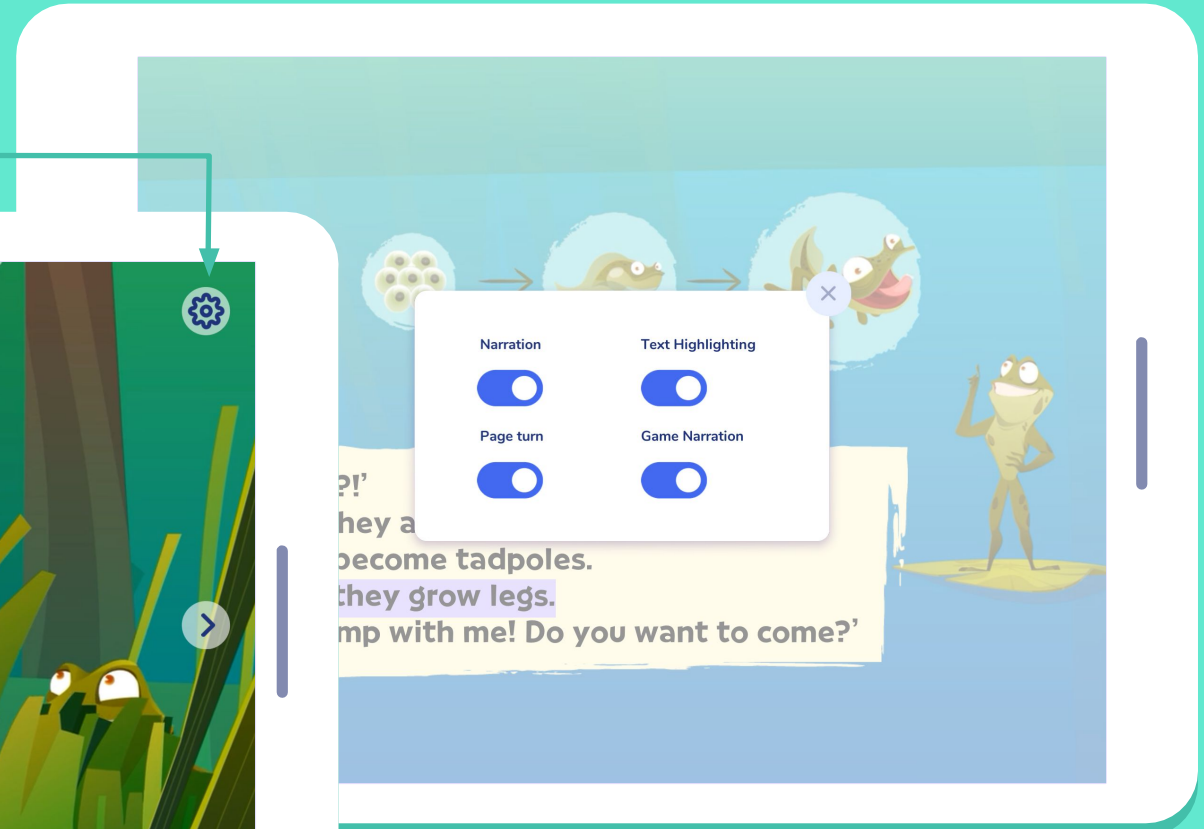


Navigating
among
pages

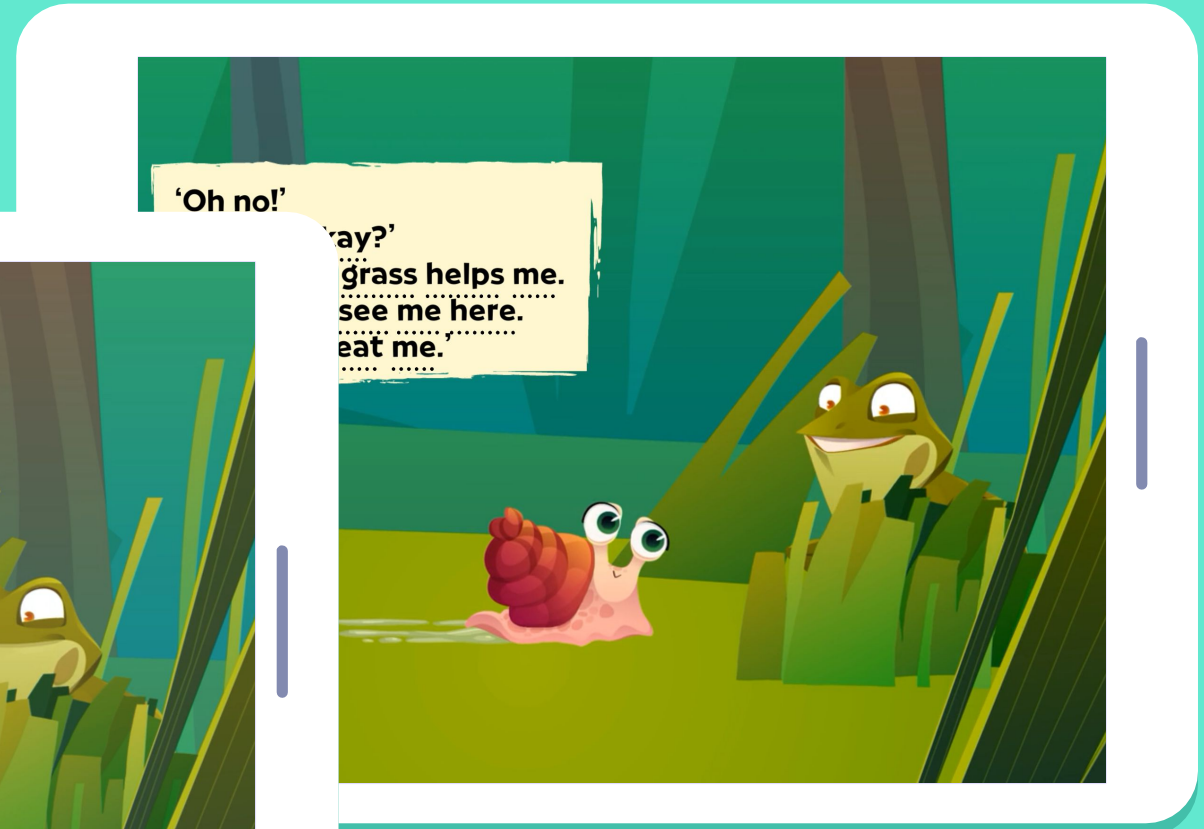
BOOKR Class is
completely ad-free
and safe for
children



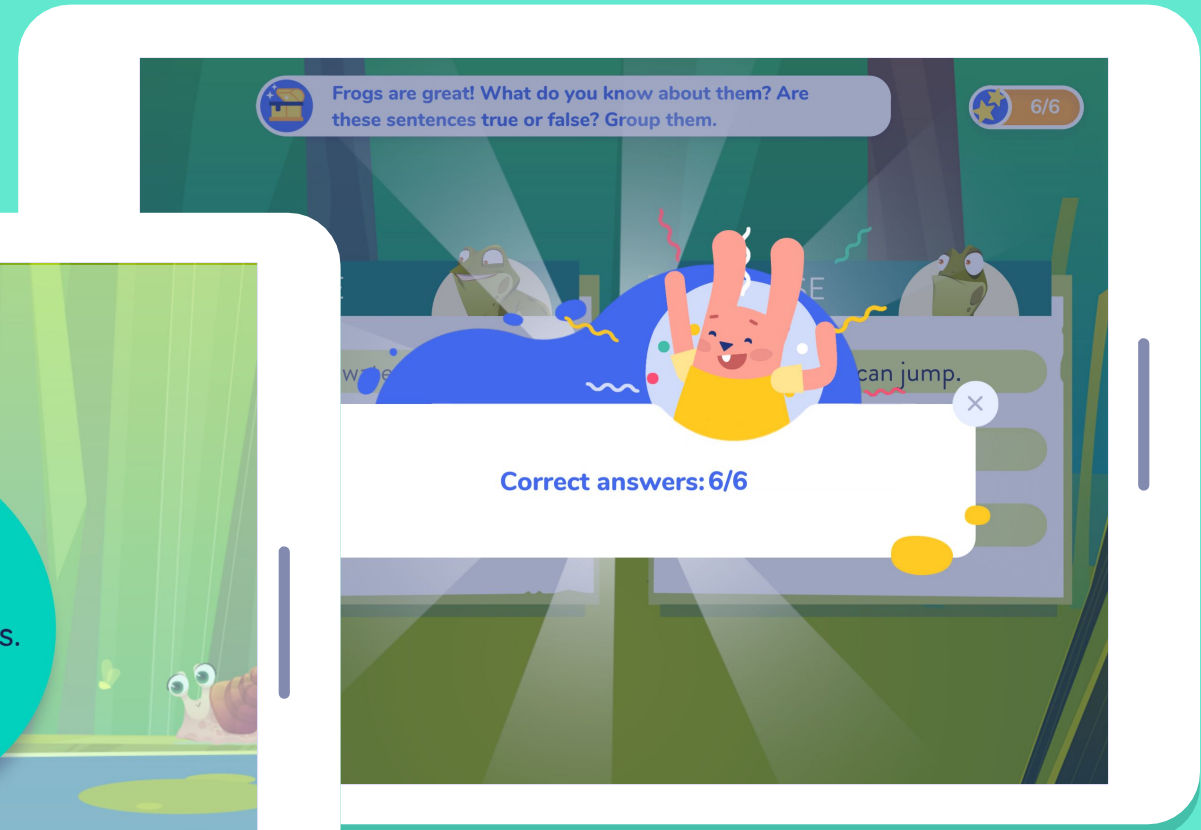
Customize the reading experience and turn 'Text Highlighting', 'Narration', 'Page turn' and 'Game Narration' on / off.



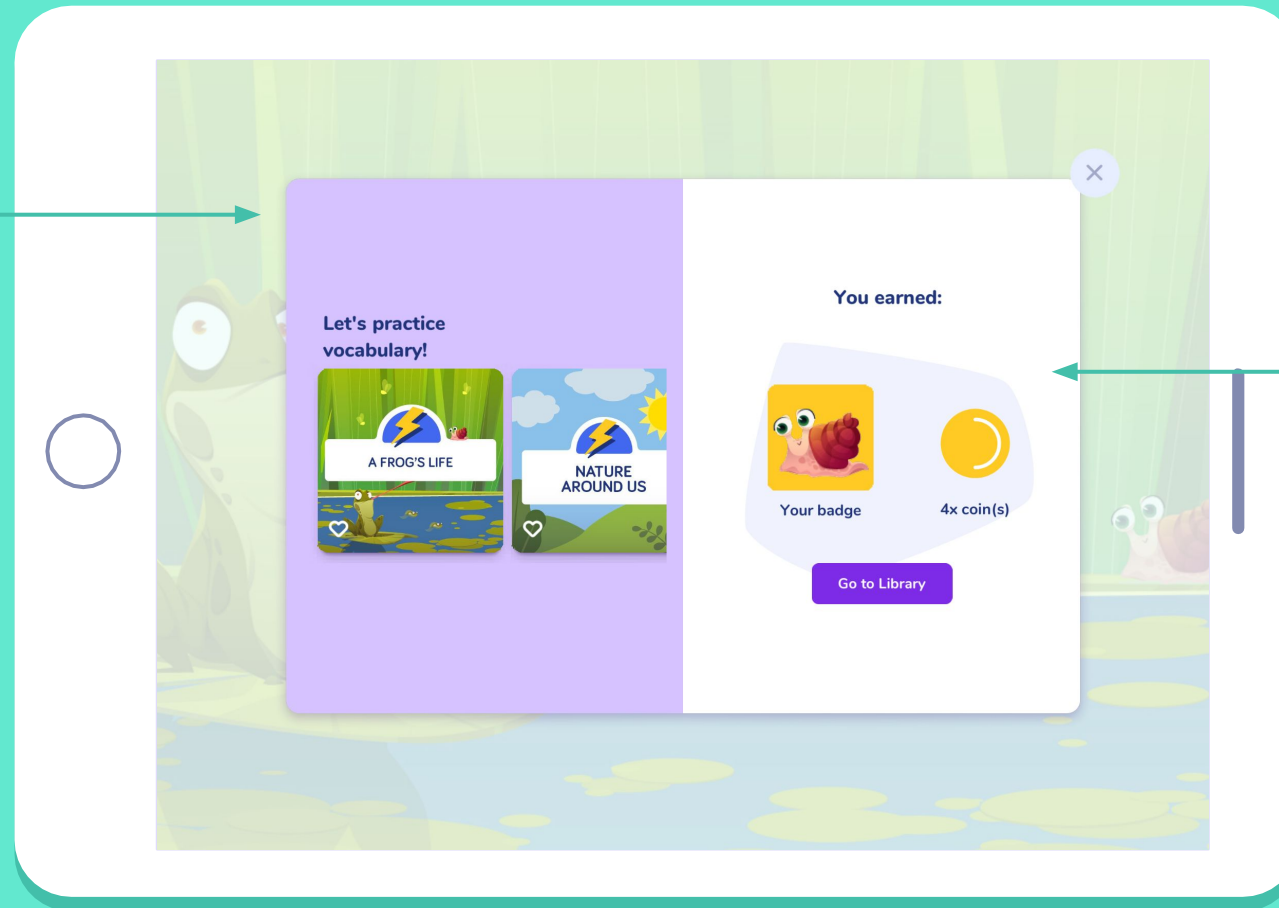
If you turn off the narration, the **key words** of the story are underlined.
Read their **leveled definition** by tapping on them.



At the end of each book, students find follow-up educational games.



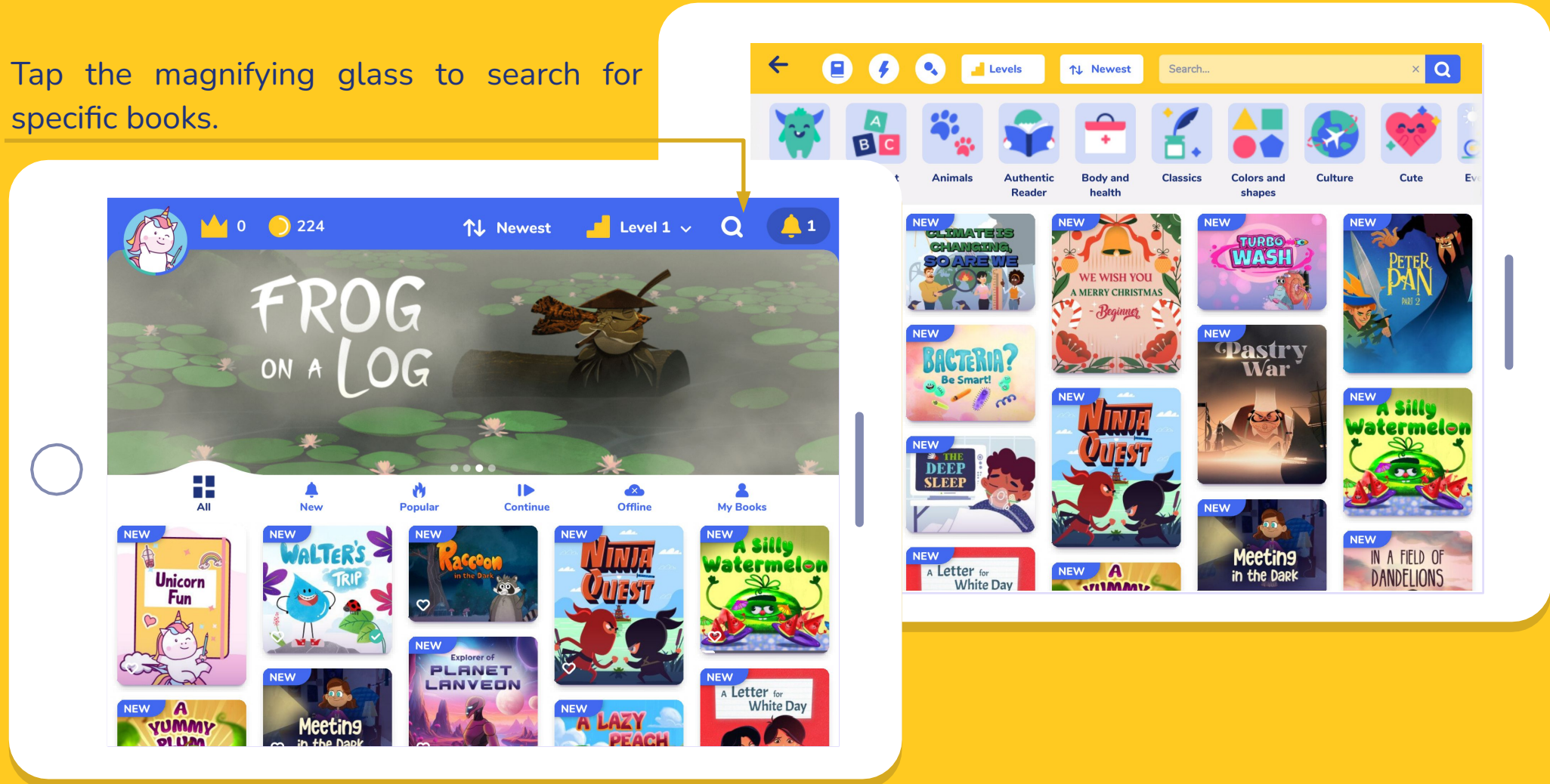
At the end of each book students receive book **recommendations** based on their level, interest and reading history.



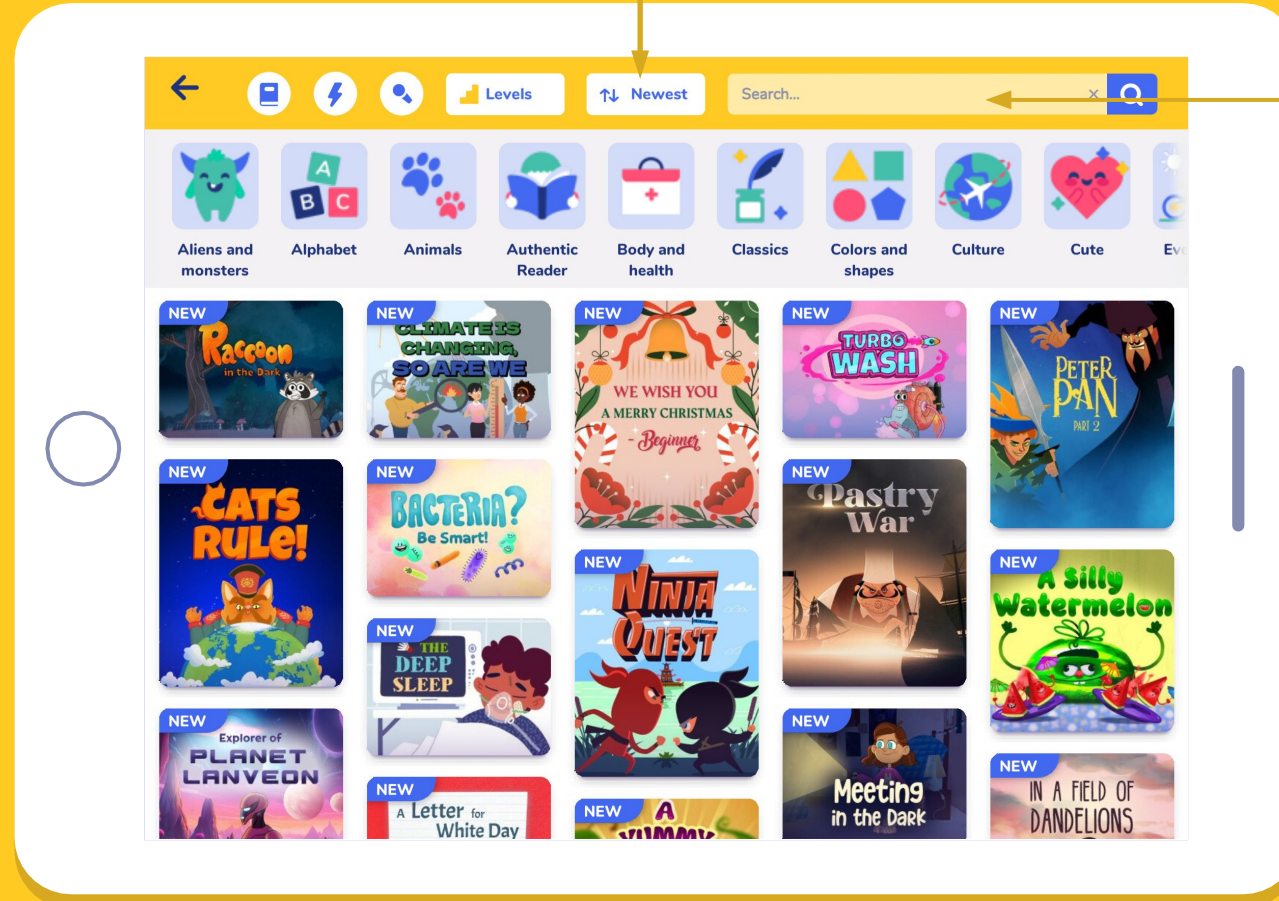
Students also earn **coins and badges** after reading each book to motivate them to read more. They can track them in their profile and on the main page.

Library view | Main Page | Search Options

Tap the magnifying glass to search for specific books.

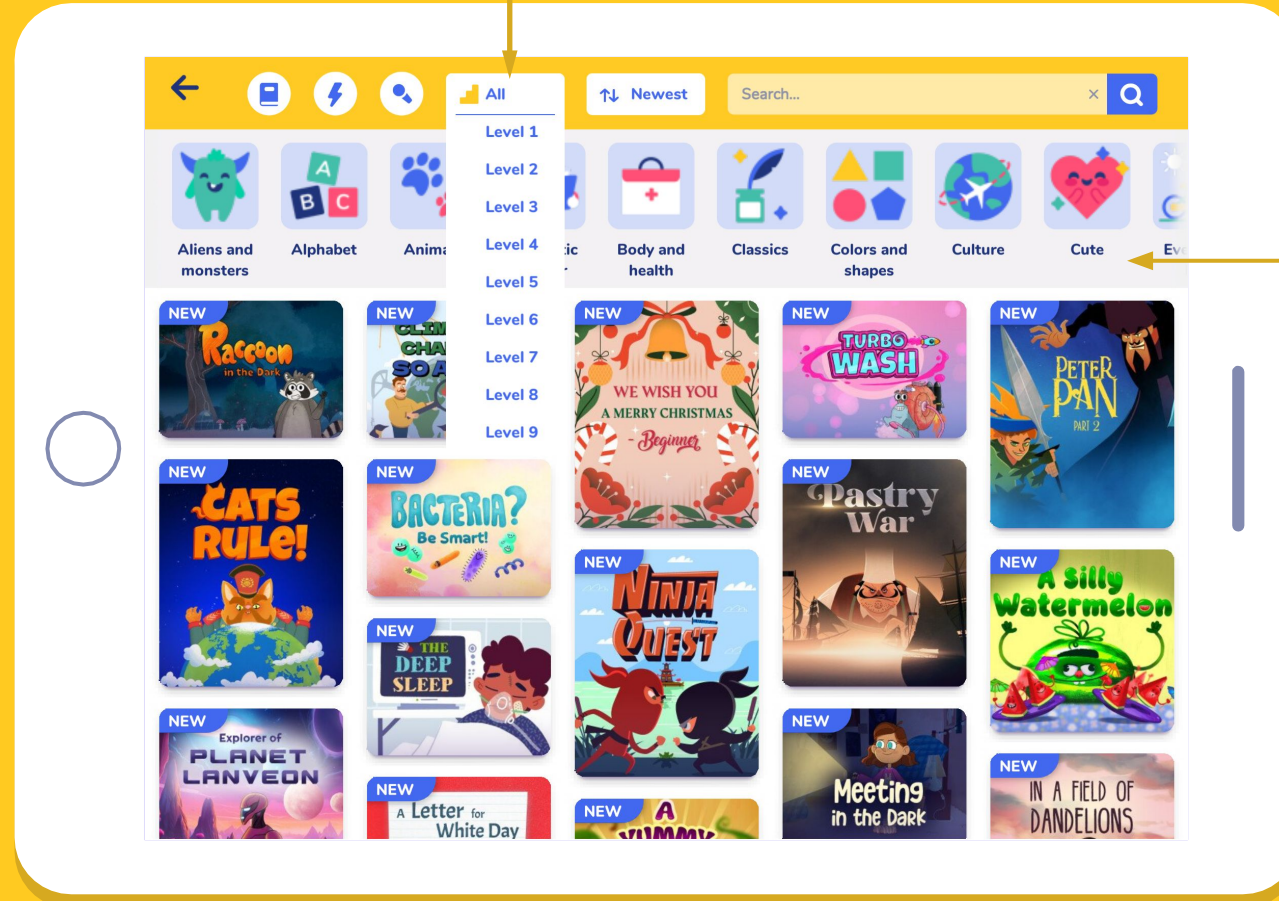


Choose the **appearance** of the books: from newest to oldest, oldest to newest, A to Z or Z to A.



Type a keyword in the search bar and tap the magnifying glass. The app will list all books related to the keyword.

Filter books based on levels. Open the dropdown menu and choose one of the nine proficiency levels.



Filter books based on topics by tapping on the images.

Library view | Search | Filter by Content Type

Search for Books, Flashcards or Songs and Karaoke.



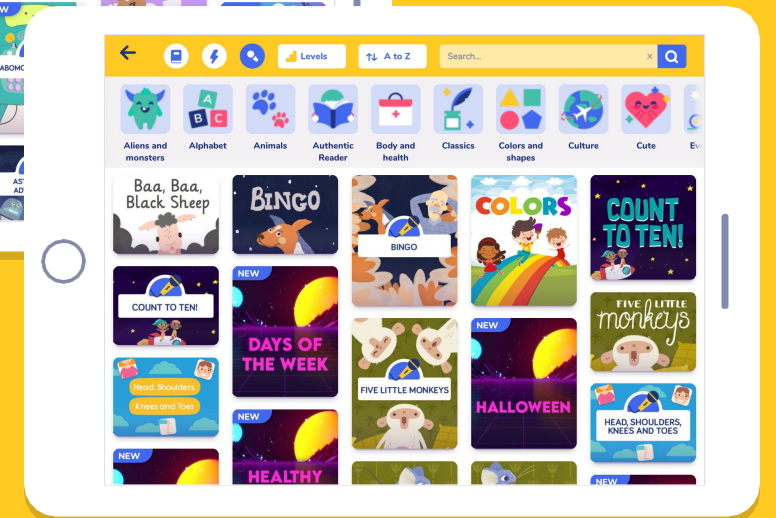
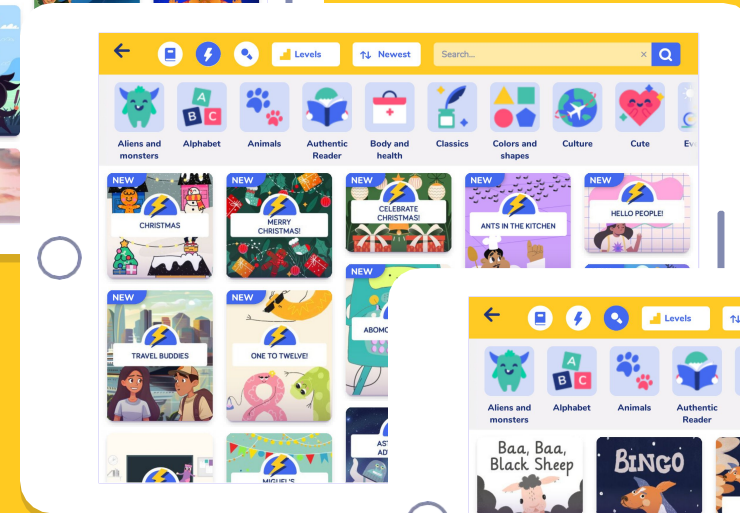

Books



Flashcards



Songs and Karaoke



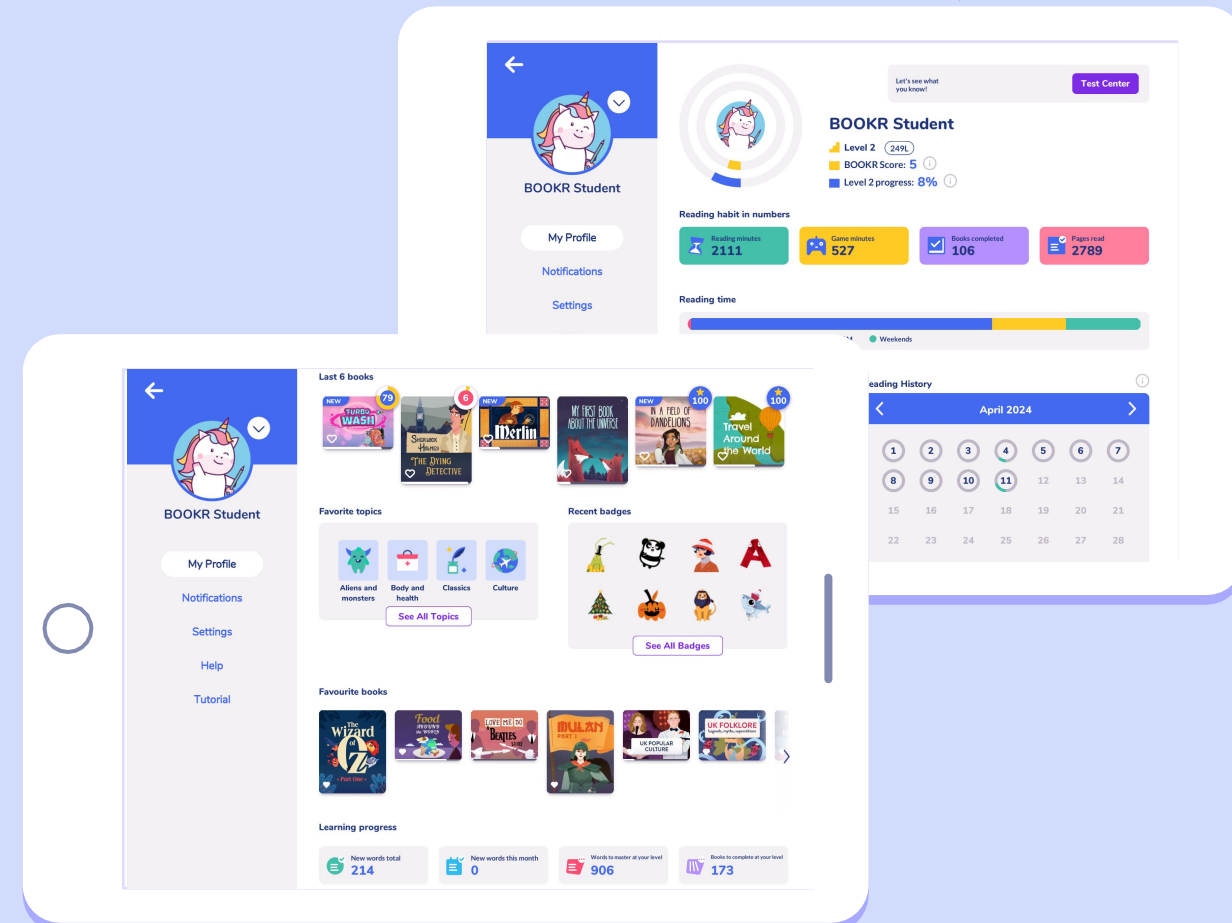
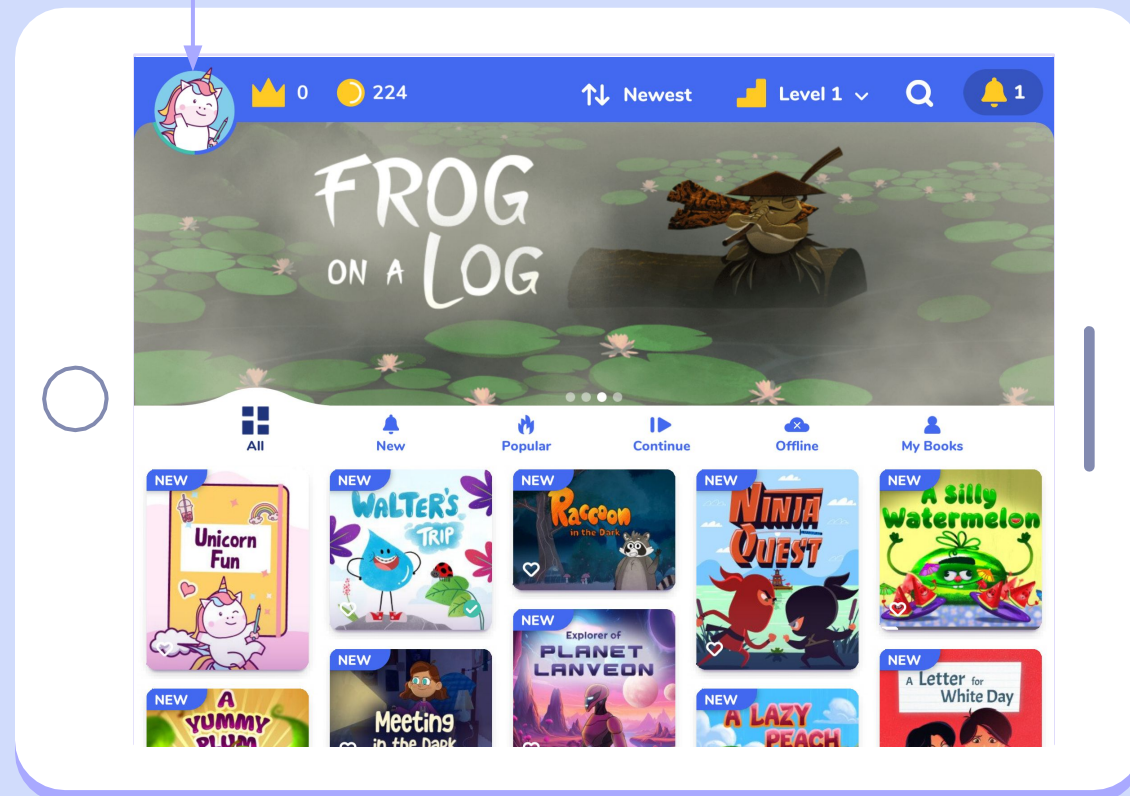
My Profile | Child Dashboard

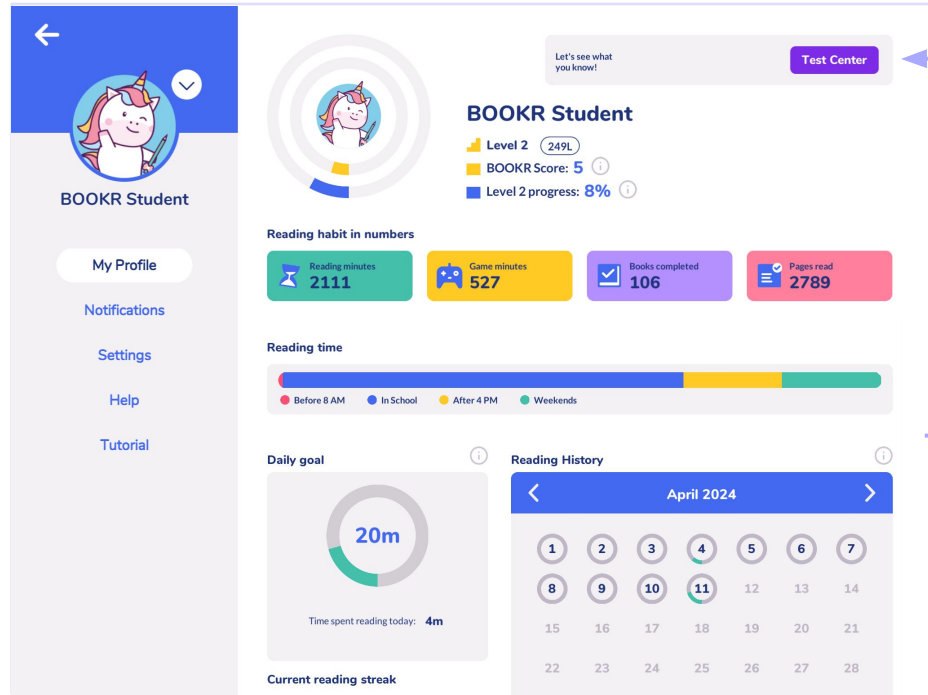
BOOKR

CLASS

If students **click on their avatar** in the left corner, they reach “My Profile”.

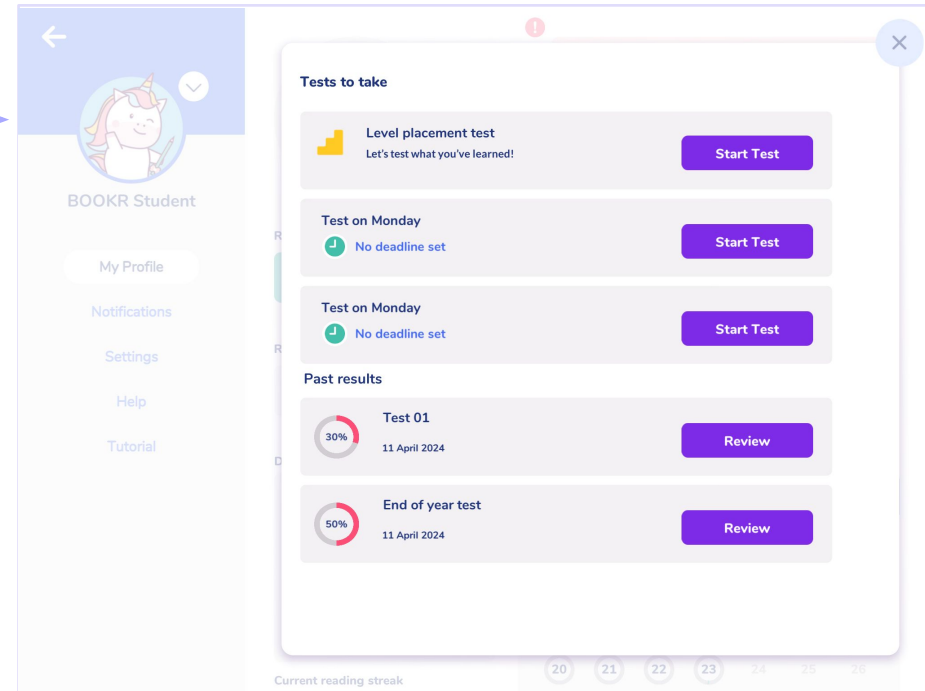
Students can reach tests, track their own reading habits and achievements in **their personal dashboard**.





In the **Test Center** students can find different tests and quizzes, such as the **Lexile Placement Test** and the **Reading Comprehension Test**.

Both can be assigned in the Teacher's Dashboard.

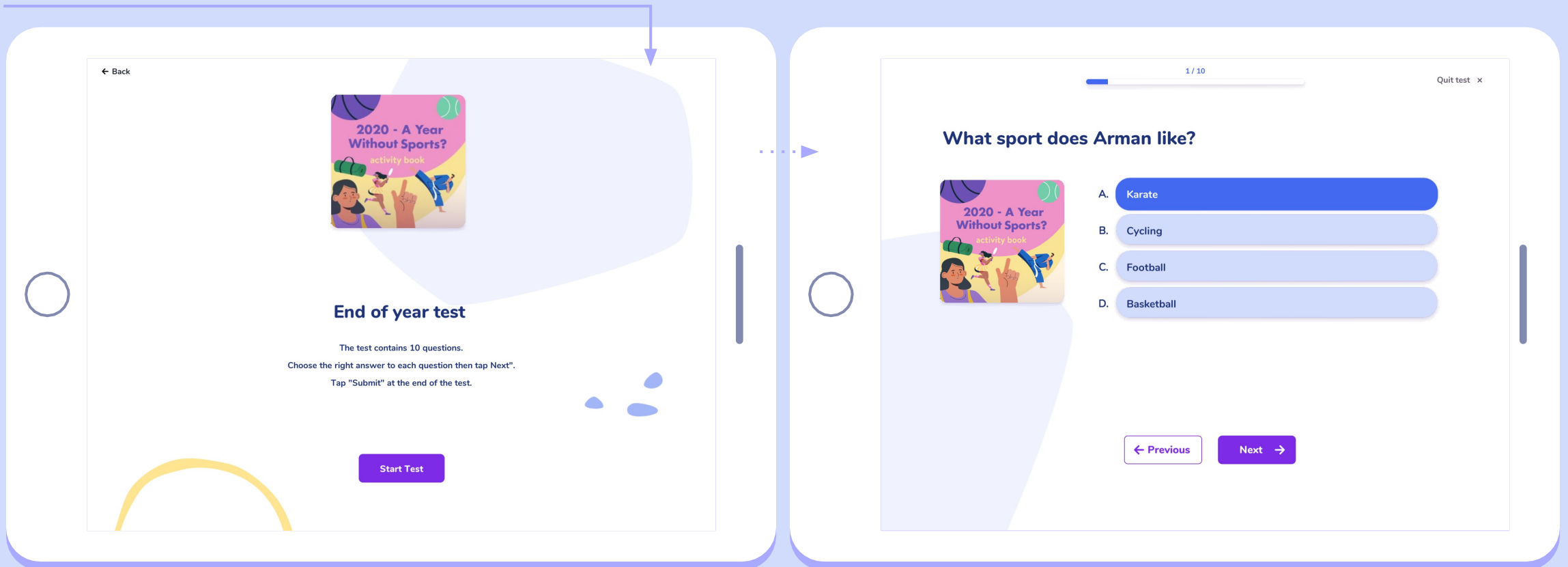


Read more about them on the next two slides.

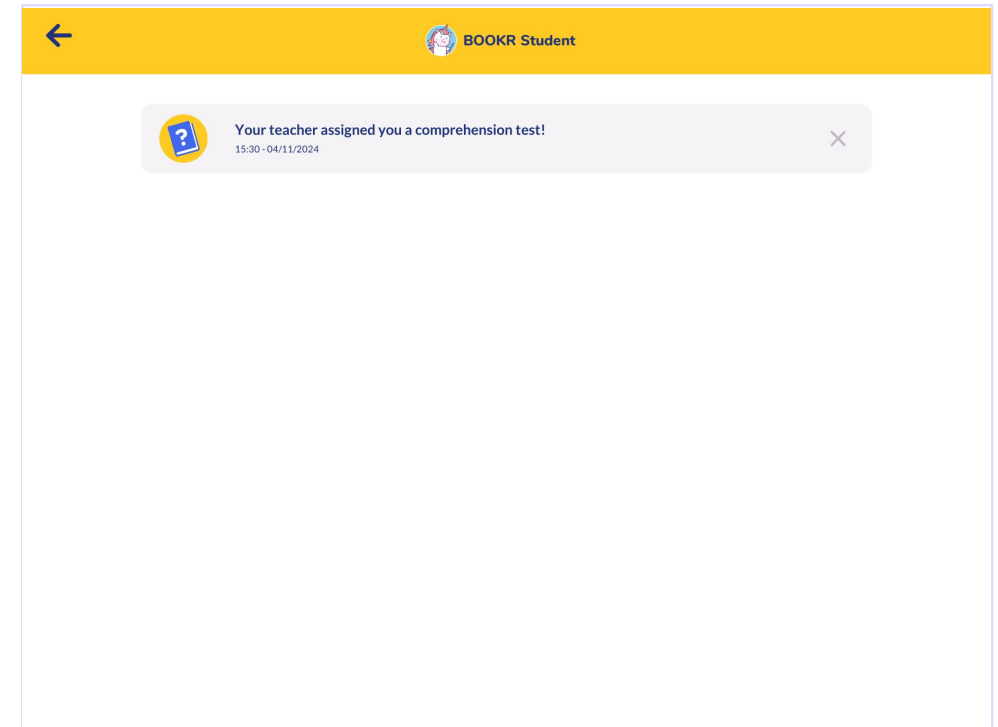
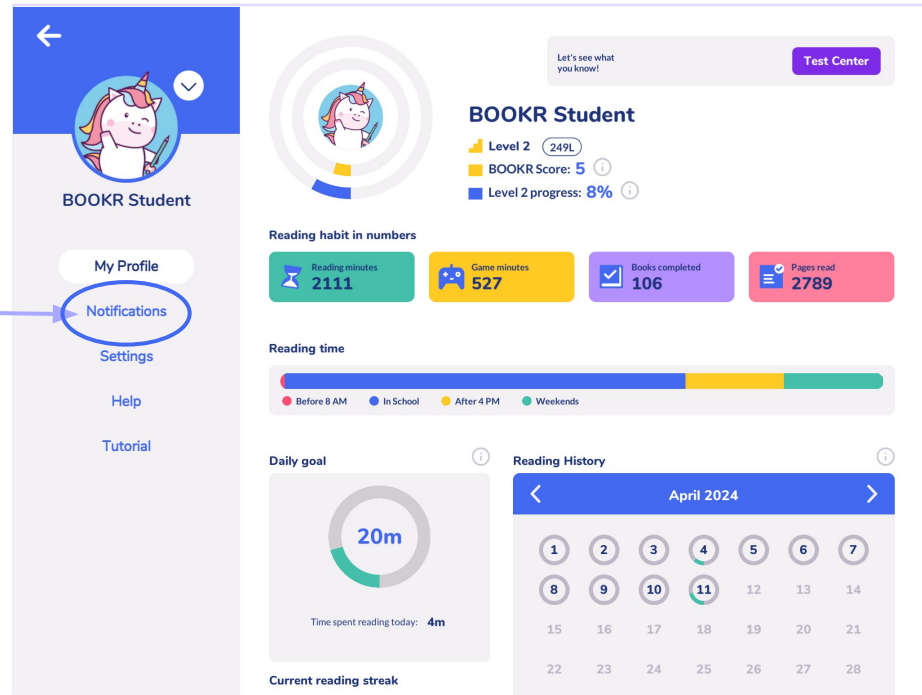
The **Lexile Placement Test** is implemented in BOOKR Class, which students can take when they log in for the first time or from their personal profile any time.



Besides the Lexile Test, students can find **Reading Comprehension Tests** in the Test Center that are assigned by the teachers in the Teacher's Dashboard.



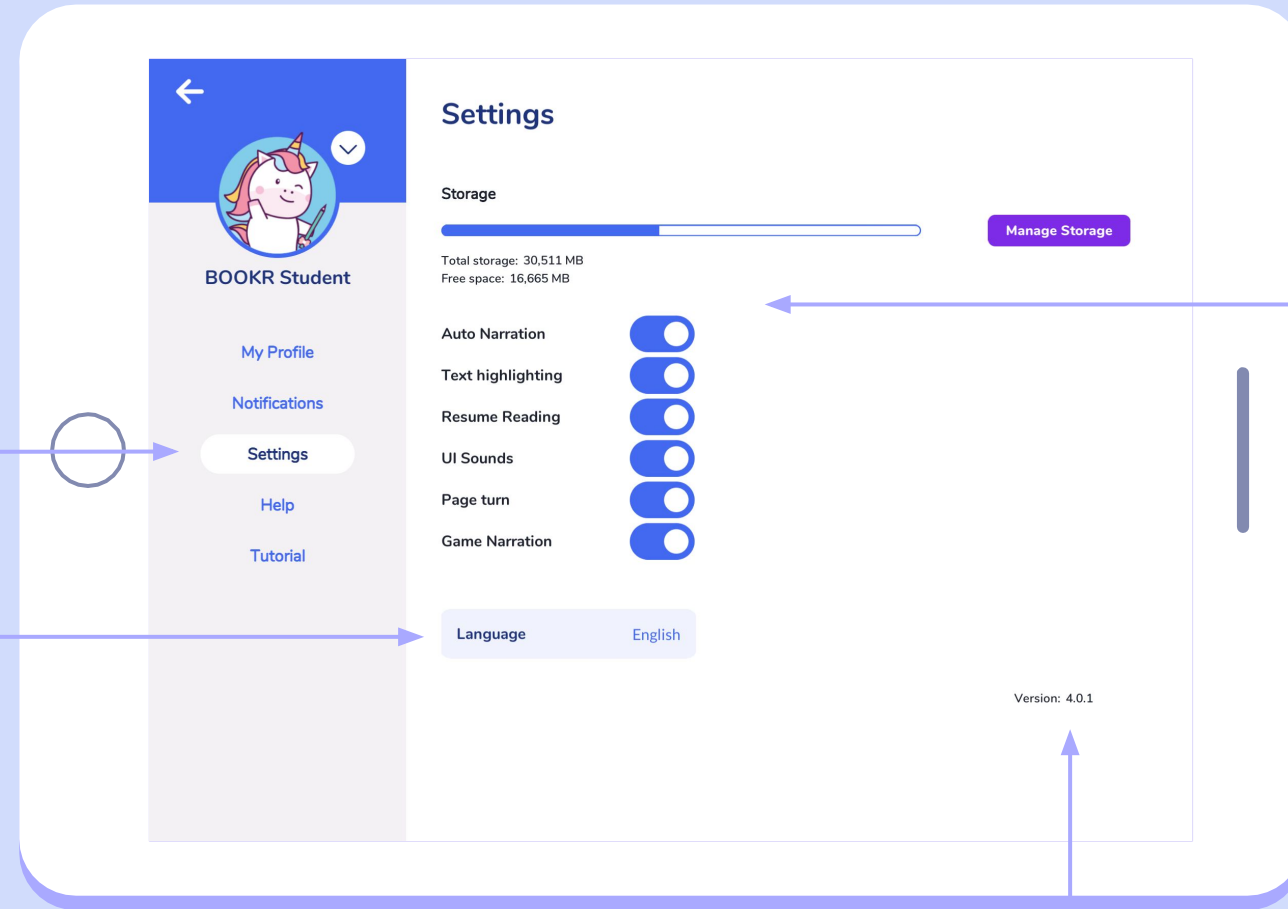
Notifications



Clicking on **Notifications**, the app shows all the **news and updates**, such as rewards and assignments.

Click on **Settings** to manage storage, language and custom settings.

Language: Set the Library's interface language to English, Spanish, Indonesian, Portuguese, Chinese or German.



Version: Here you can check if you have the latest app version downloaded to your device. Upgrading is free from the stores. Provide this information when writing to support@bookrclass.com.

Turn reading preferences on/off here as custom settings. They can also be managed while reading a book.

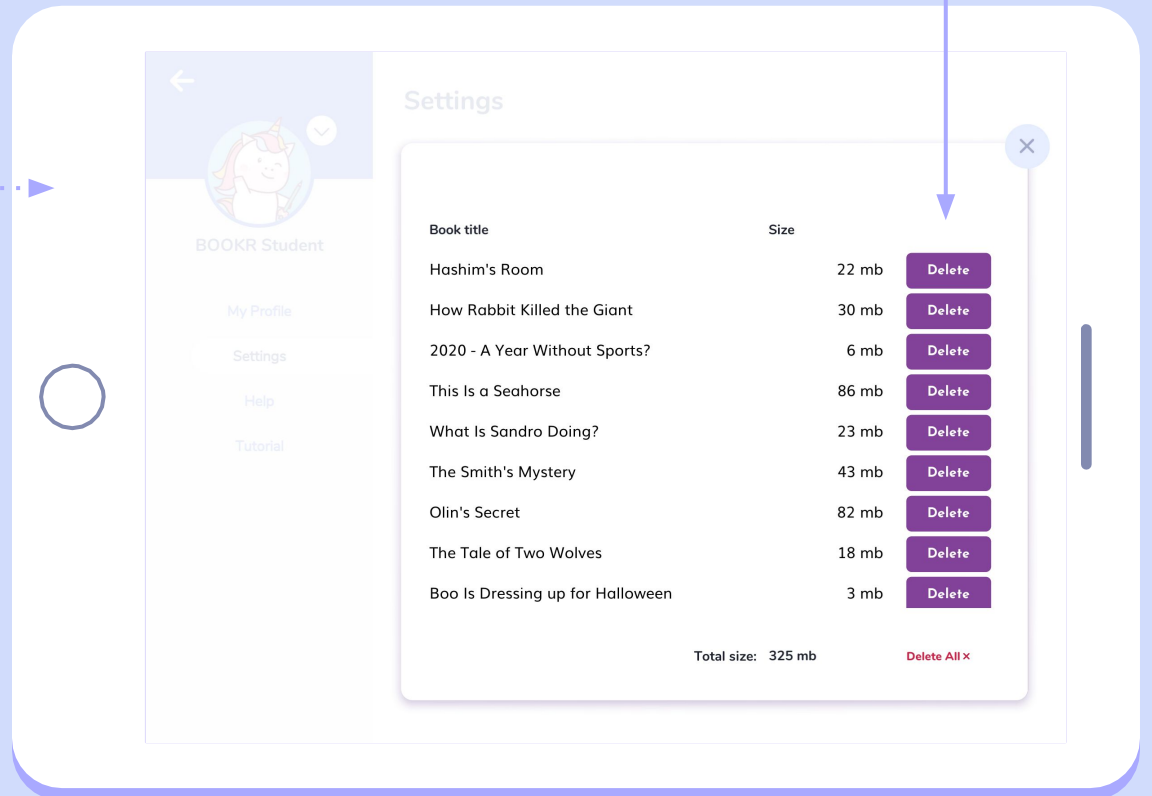
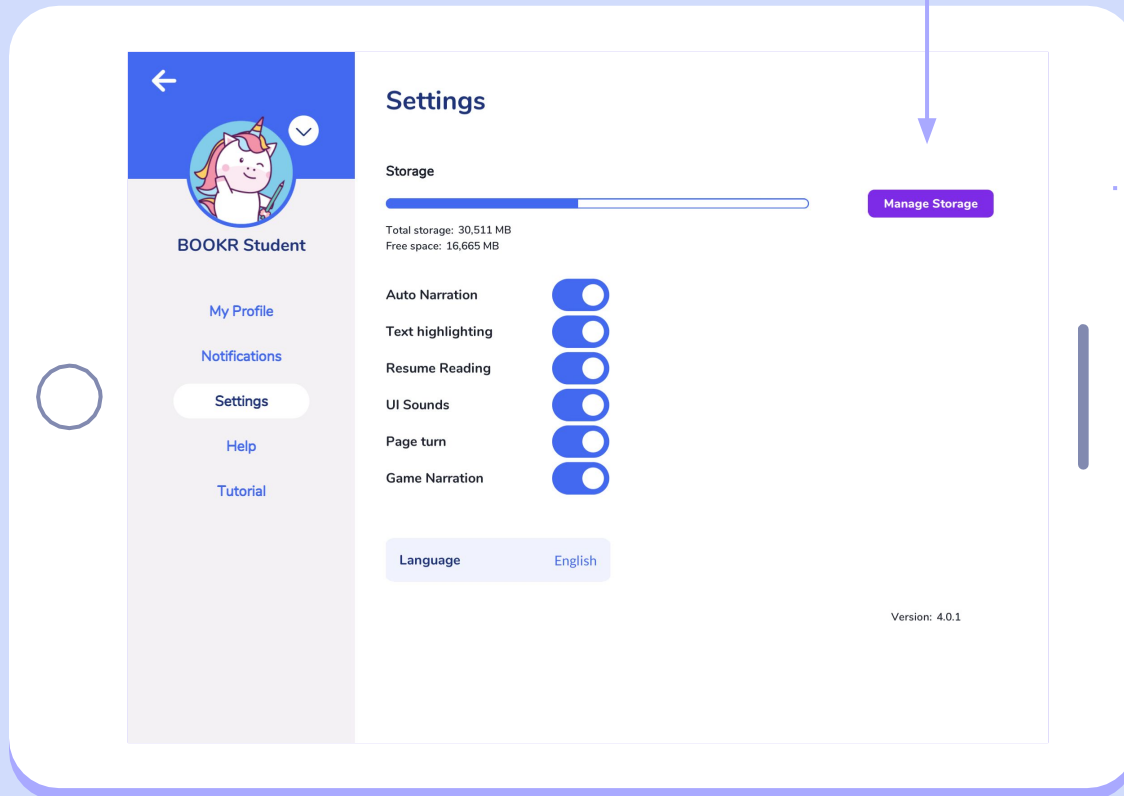
Auto Narration, Text Highlighting, Page Turn and Game narration automatically starts when turned on.

Resume Reading: when turned on, the book reading continues where it was last stopped

UI Sounds: when turned on, every sound effect of the application is audible

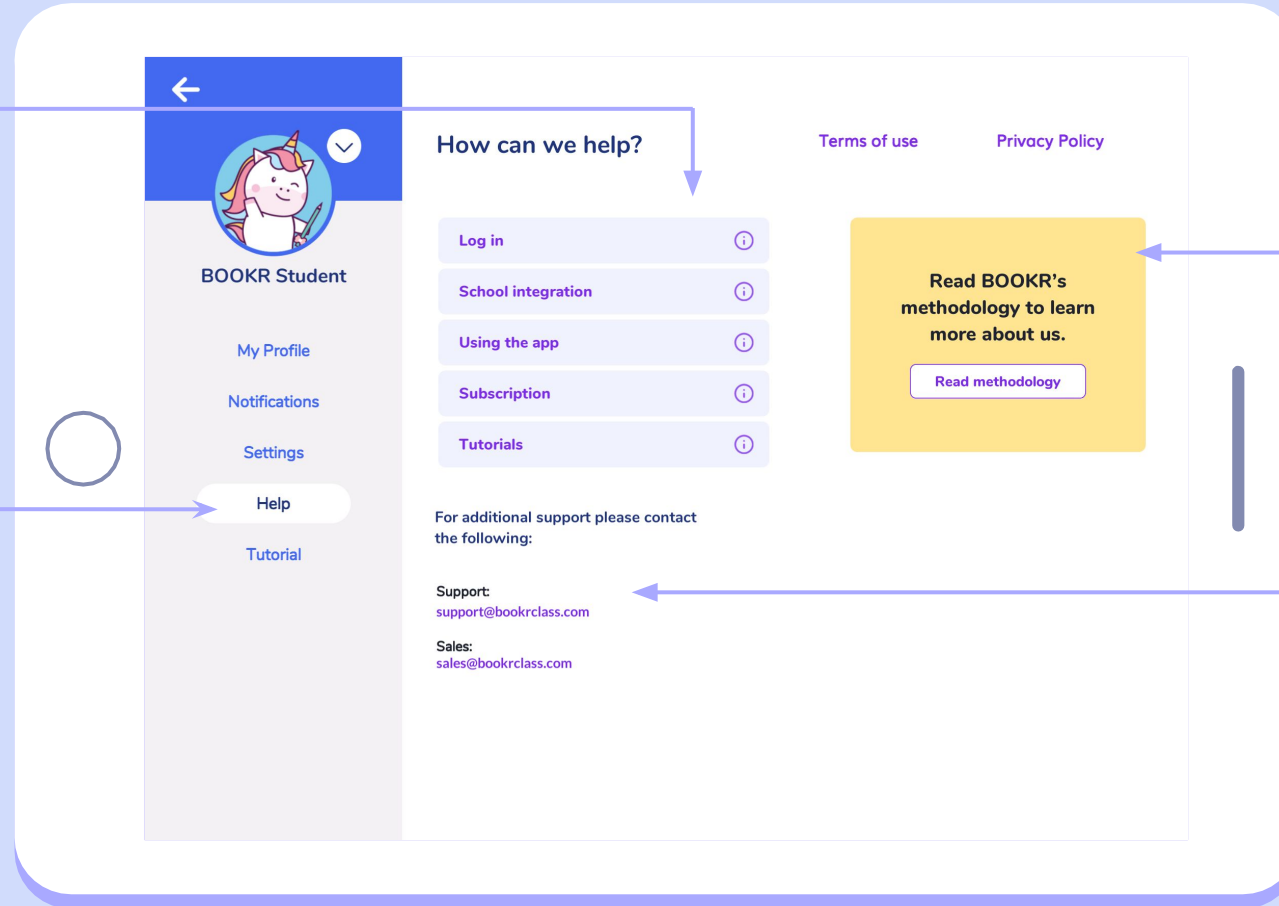
Manage the storage of the device by tapping 'Manage storage'.

Delete any book students don't need downloaded on their device anymore.



Find answers to the most Frequently Asked Questions here.

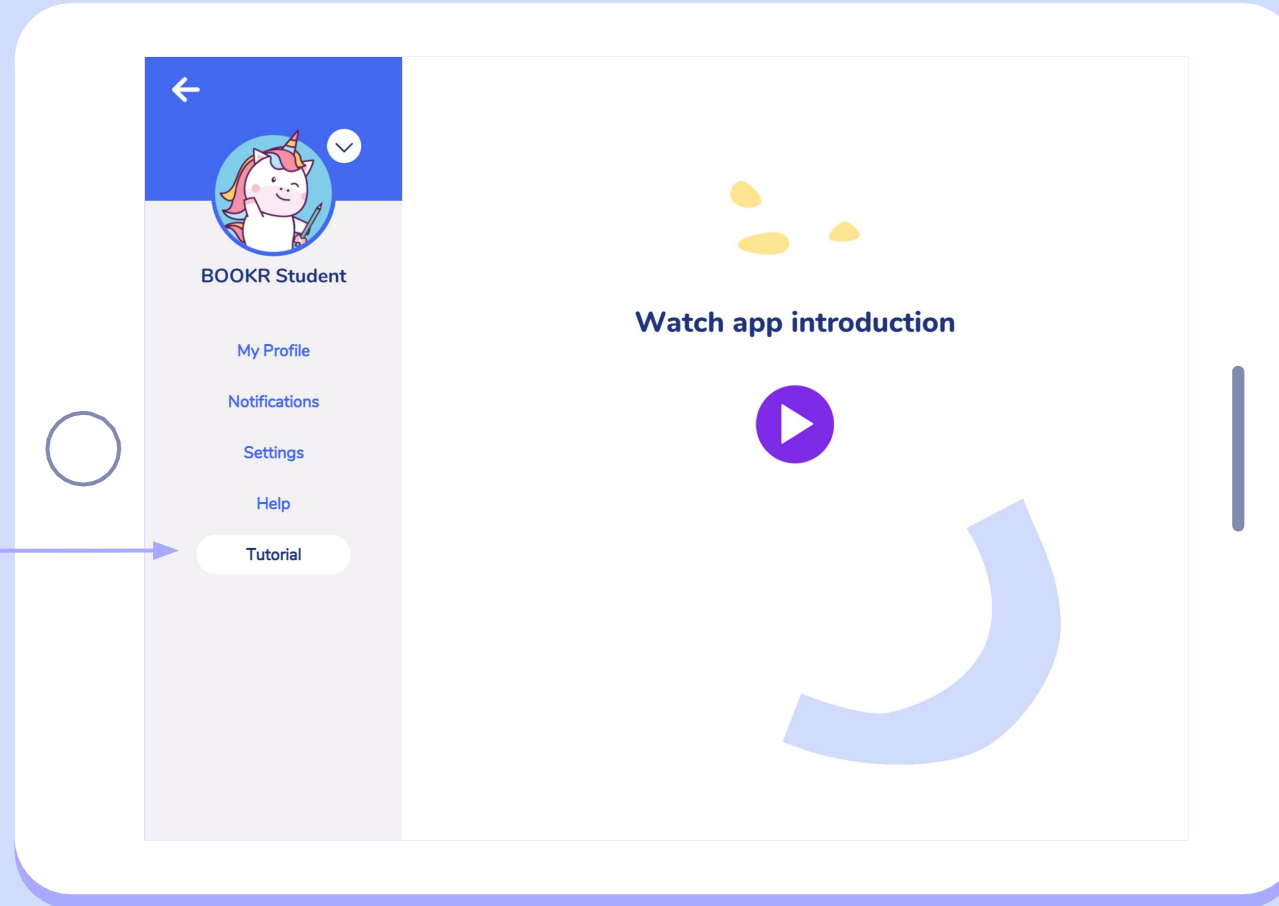
Click on Help to get information about the Library, its content and accessibility.



Read about the BOOKR Methodology.

Contact us if you have any questions. Please, don't forget to include the [app version number](#) if you experience any problems.

Watch the tutorial videos to make sure you are familiar with the functionalities of BOOKR Class.



For more helpful information, check out our [Youtube page](#) with many video content, such as [this teacher training](#) detailing the methodology, content, main features and functionalities.

The BOOKR Class Library Application

Teacher and Parent View



[Back to contents](#)



In case you are **already registered**:

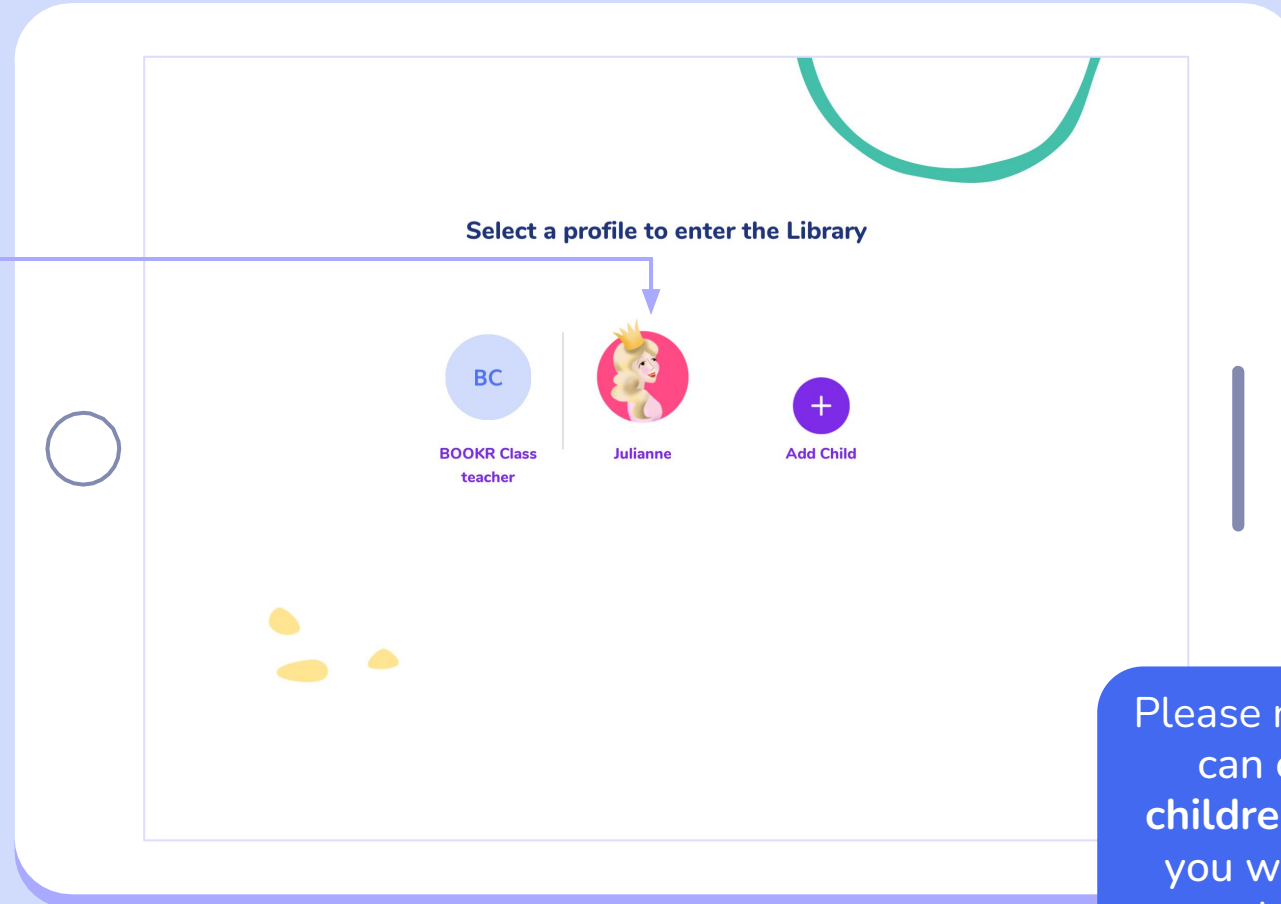
Teacher and Parent **Login**



Sign in with your email address and password.

The image shows a tablet displaying a 'Sign In' screen. The screen is titled 'Sign In' at the top center. On the left side, there is a section titled 'Sign in with username or email' which contains two input fields: 'Username or email*' and 'Password*'. The password field has an eye icon and the text 'show' next to it. Below the password field is a link for 'Forgot password?' and a purple 'Sign In' button. To the right of this section is a vertical line with a yellow circle containing the text 'OR'. Further right are three buttons: 'Sign In With Student Code' (purple), 'Sign In with Plurall' (purple with a user icon), and 'Sign In with Classera' (purple with a circular arrow icon). At the bottom left of the screen is a yellow oval containing the text 'New? Sign up'. At the bottom right is a link 'Skip →'. The background of the screen features a green cloud-like shape at the top right and yellow footprints at the bottom.

If you have already added your child to the app, you can select which profile to use.



Please note that on this page you can only **manage your own children**. If you are a teacher and you would like to manage your students, enter the Teacher's Dashboard.

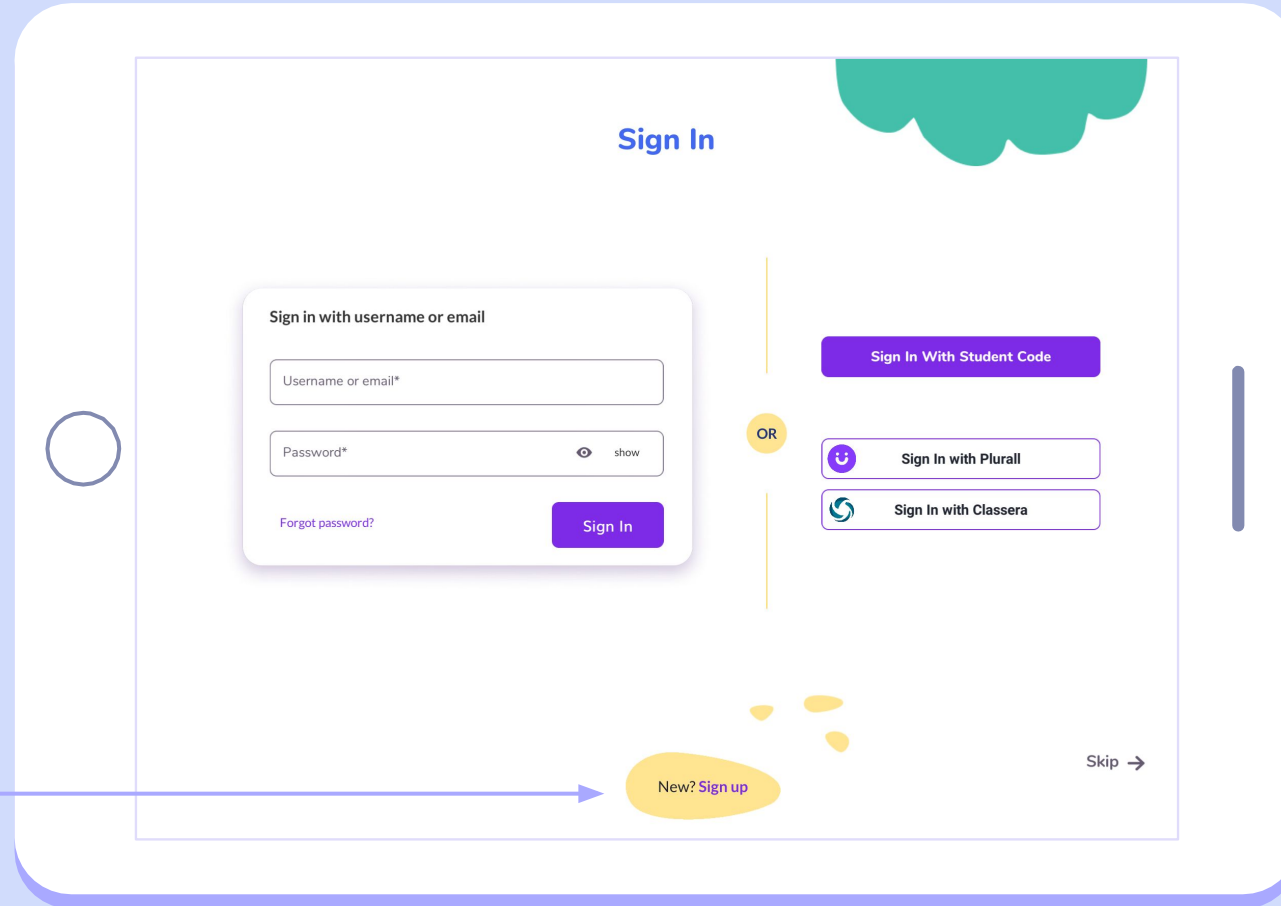


In case you are new to BOOKR Class:

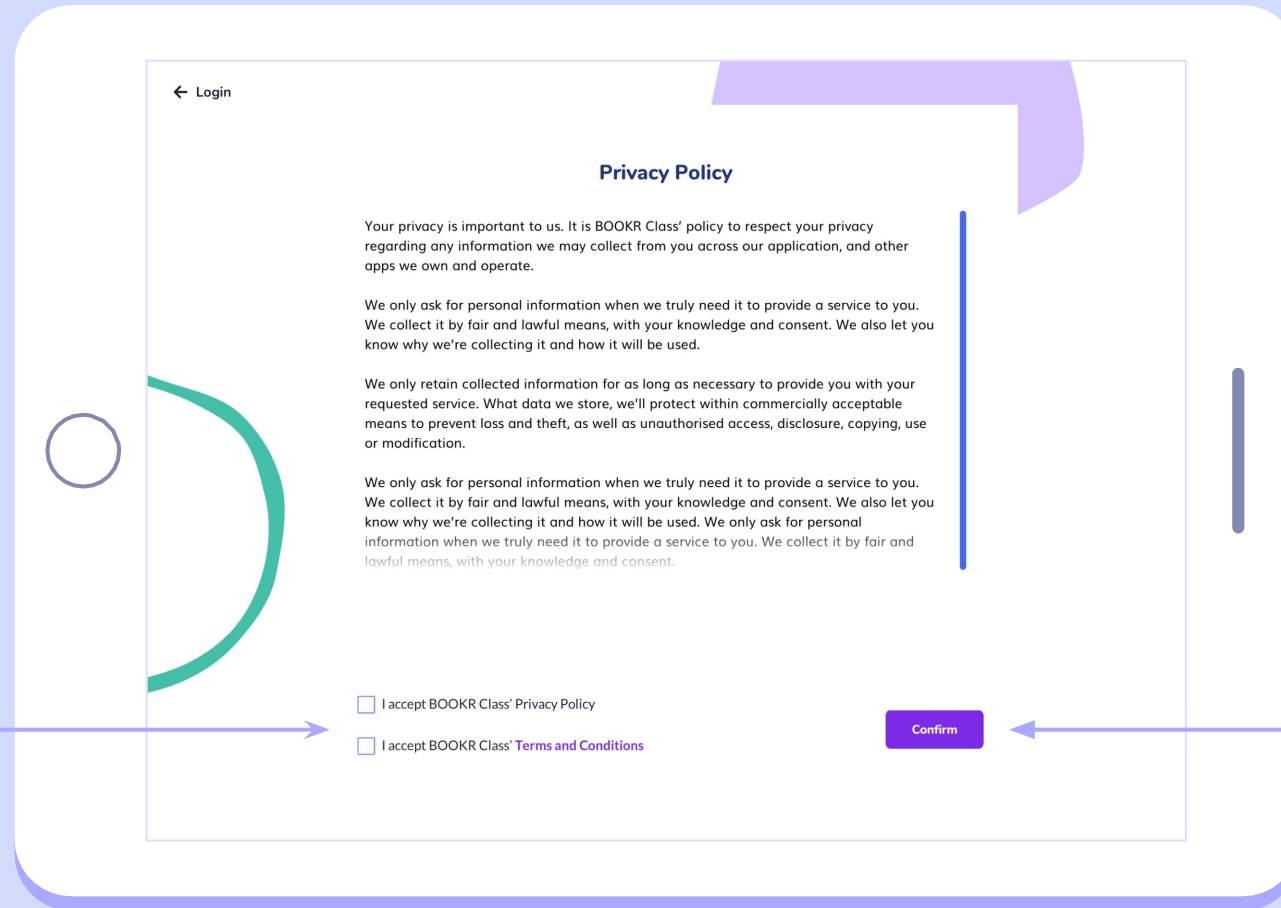


Teacher and Parent **Registration Process**

Registration Process



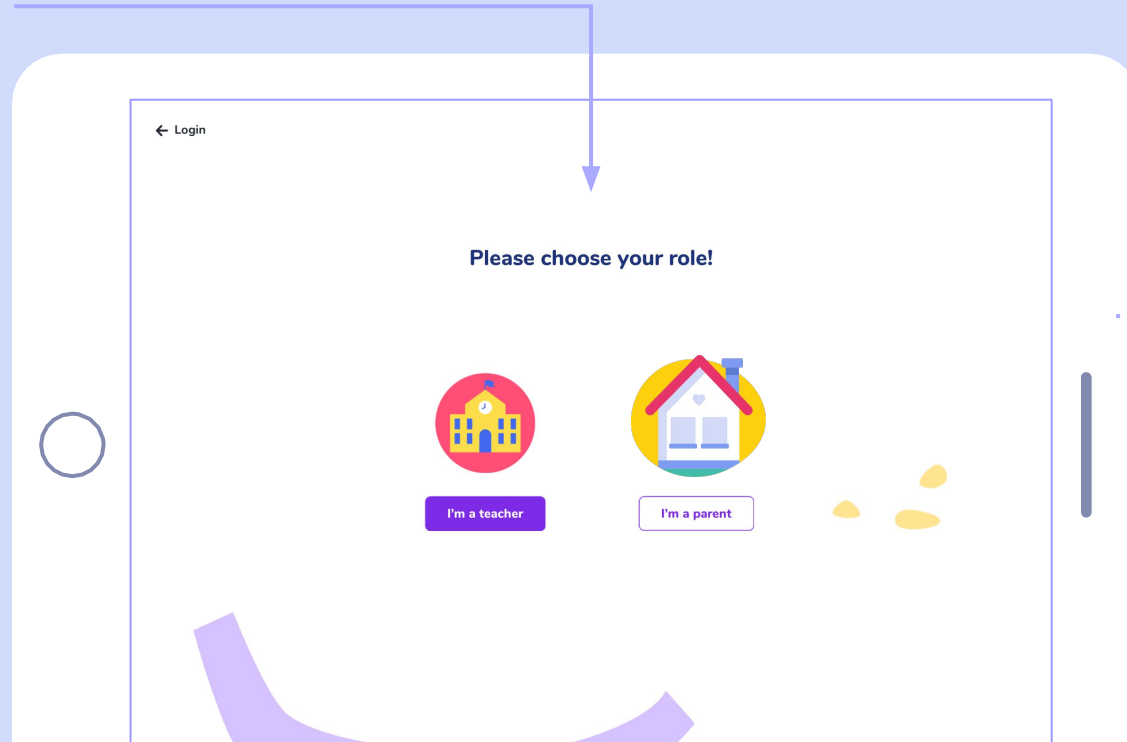
Tap to 'Sign up'.



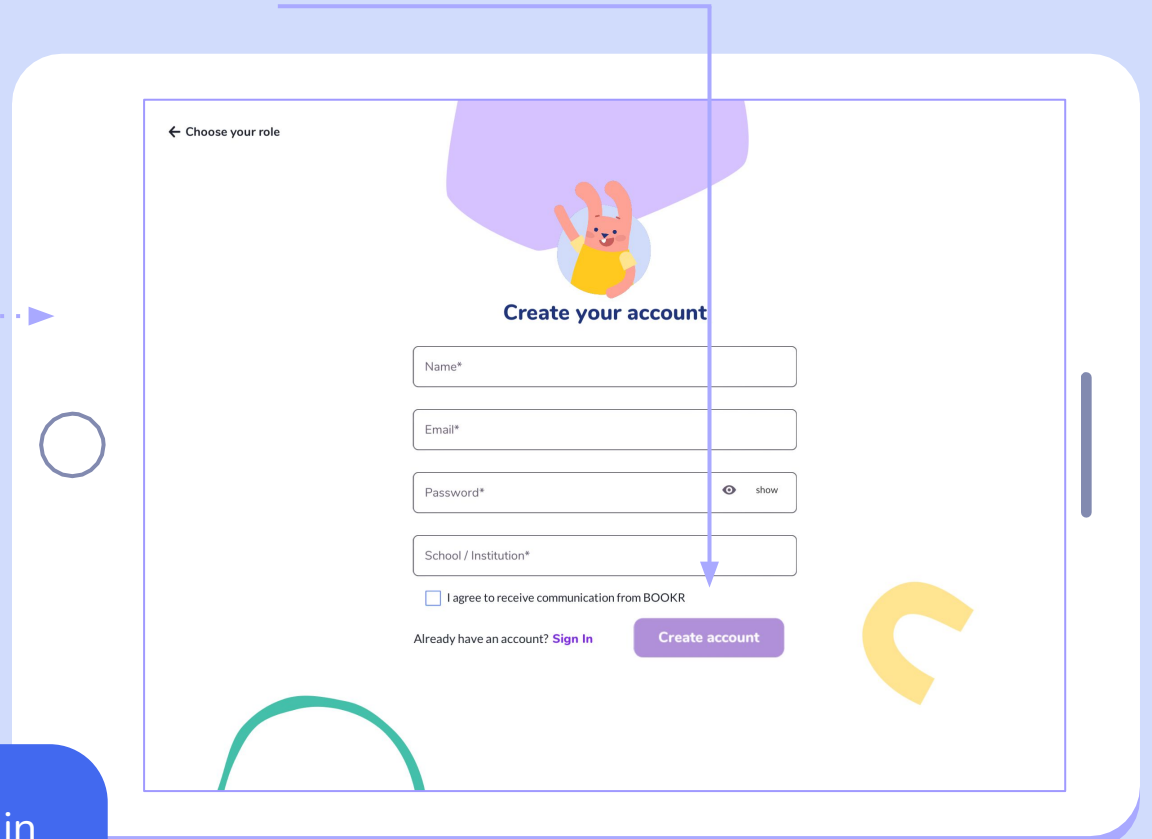
Check boxes to accept
'Privacy Policy' and
'Terms and conditions'

Tap to **'Confirm'**.

Select 'I'm a teacher' or 'I'm a parent' and fill out your details

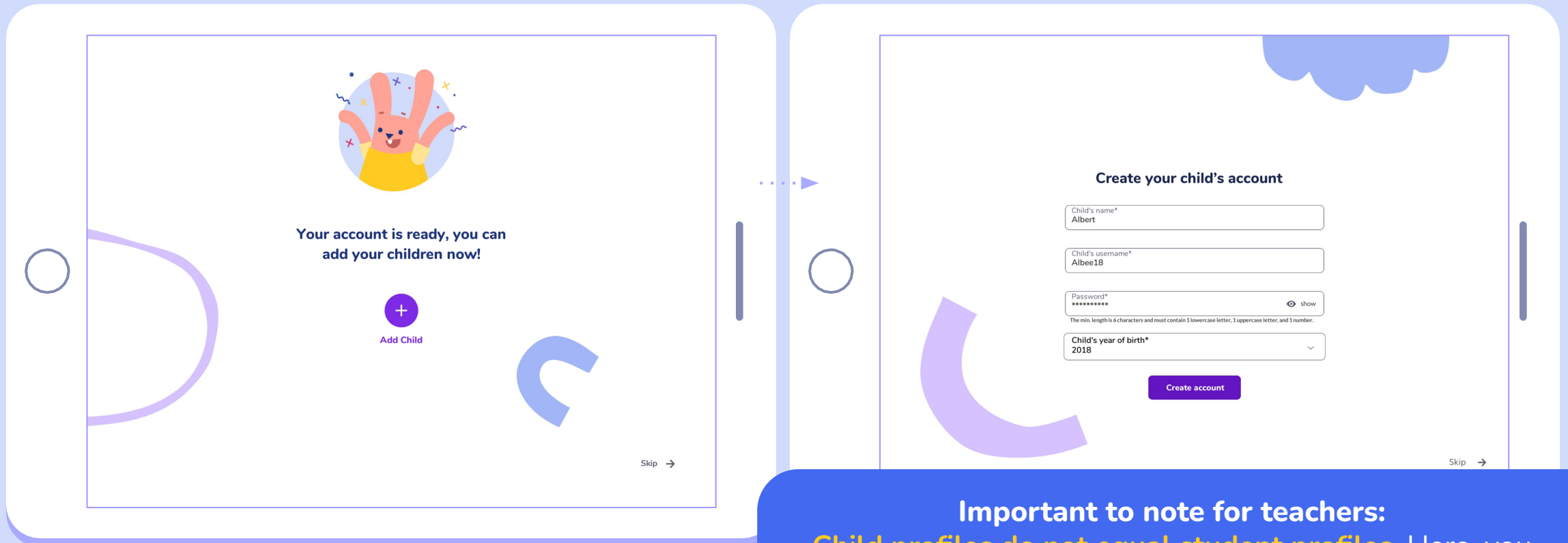


Tap to 'Create account'.



If you are a teacher and you will definitely use BOOKR Class in the school setting, then we suggest you choose "I'm a Teacher". If you want to see your children's progress, choose 'I'm a Parent'.

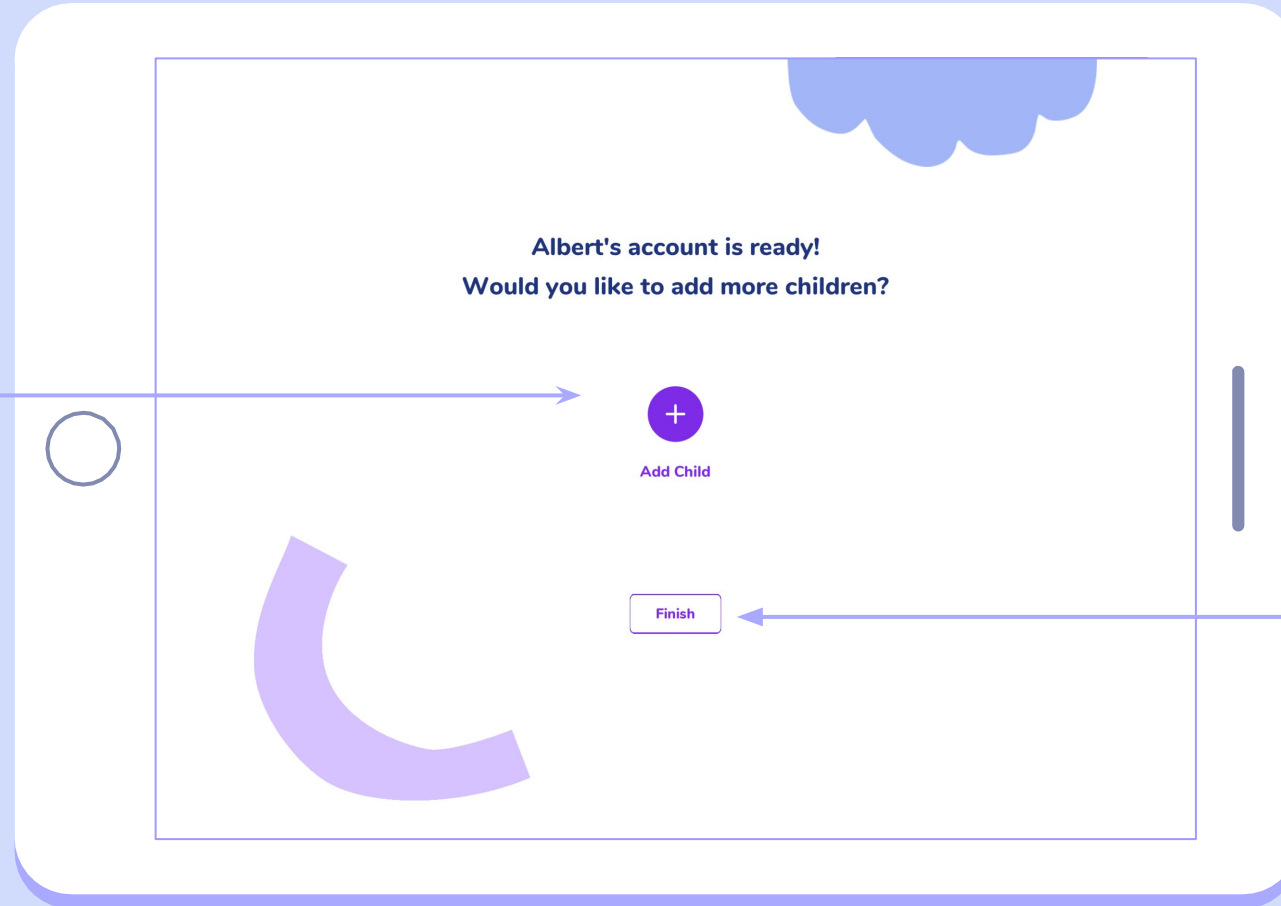
If you want to use the app at home, **add your child**.



Important to note for teachers:
Child profiles do not equal student profiles. Here, you can manage your own children, while you can manage your students in the Teacher's Dashboard.



If you want to add more children, tap **'Add Child'**. You can add a max. of 3 children.

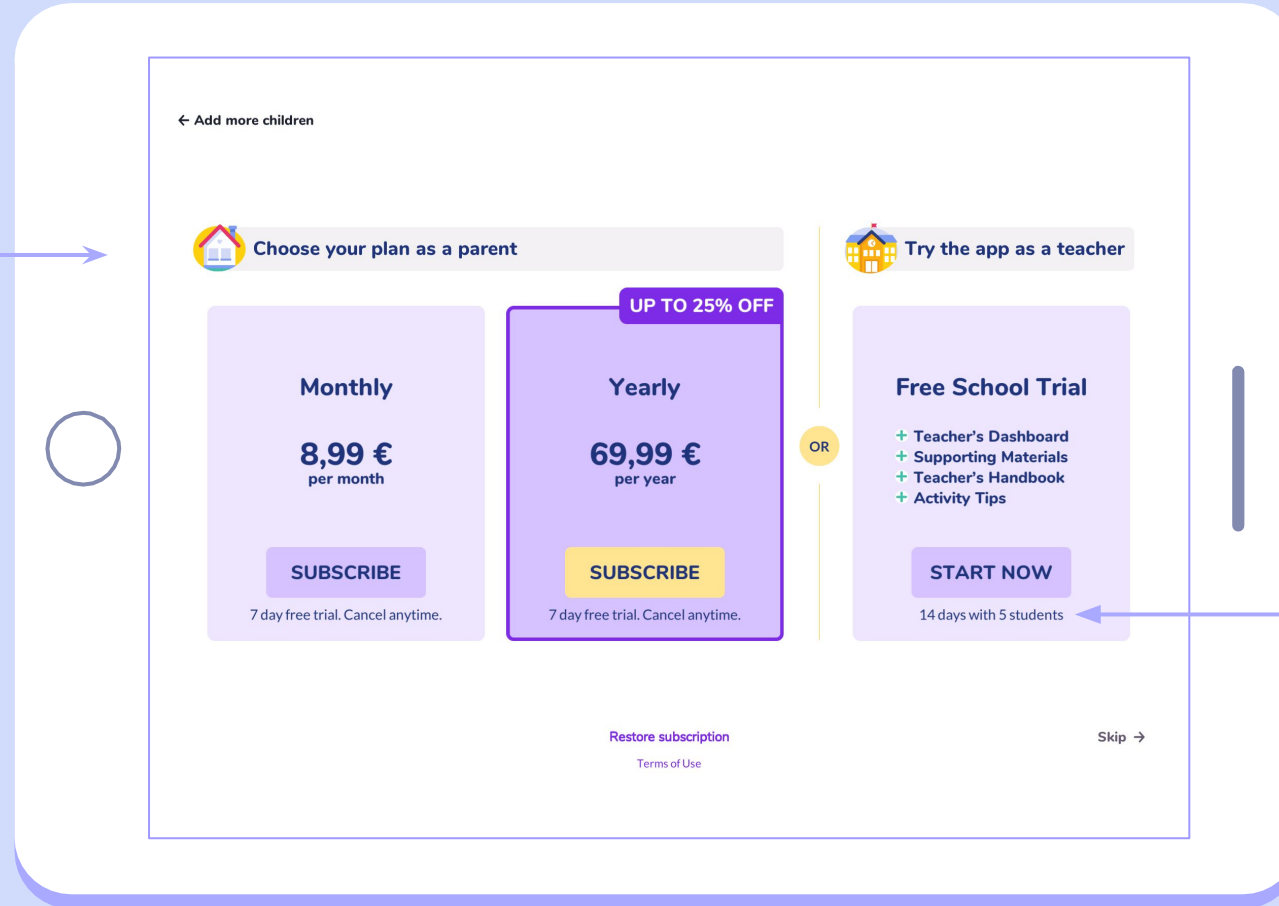


Tap **'Finish'** and head to **'Subscriptions'**.

If you want to use the app at home with your family, choose a monthly or yearly subscription.



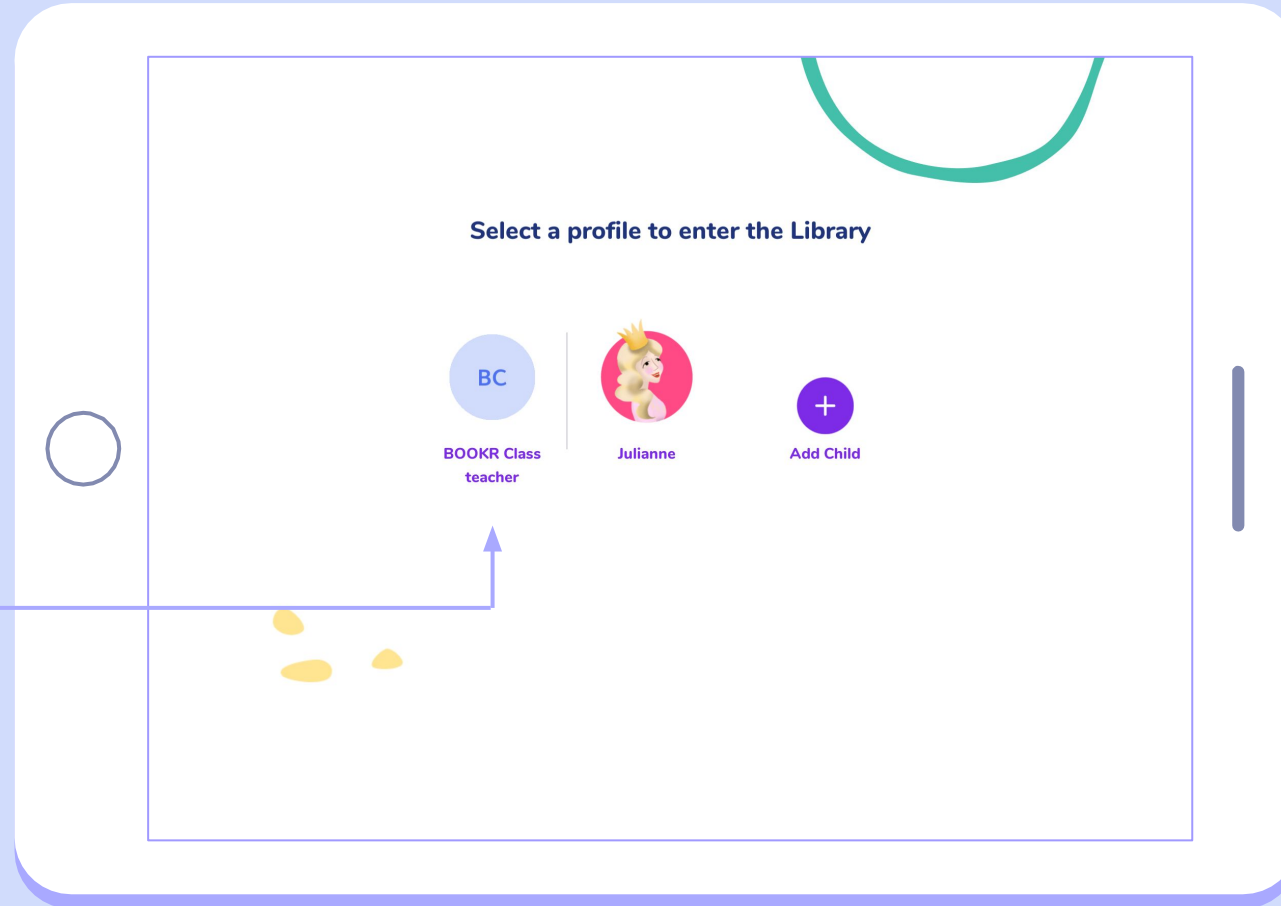
Both family subscriptions start with a **7-day free trial**.



Schools can sign up for a **free trial** period to try the entire BOOKR Class package with 5 students.

Choose Profile

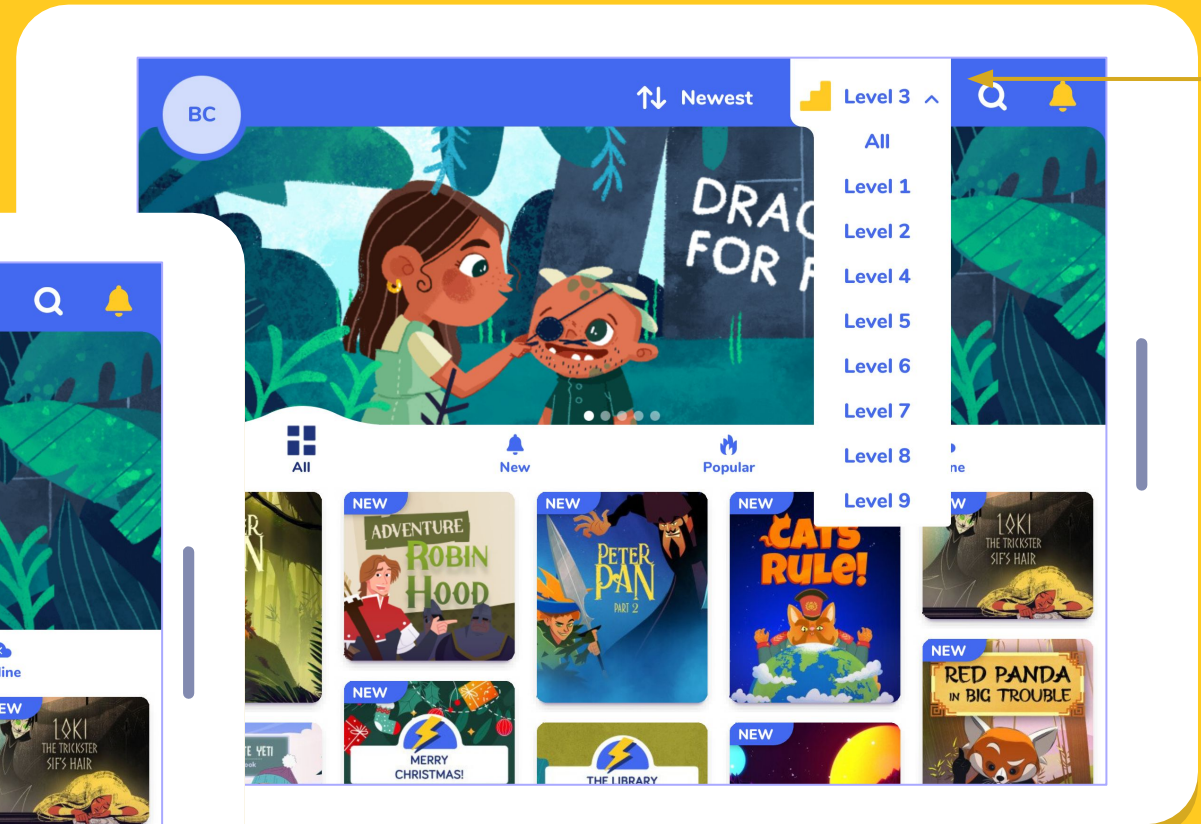
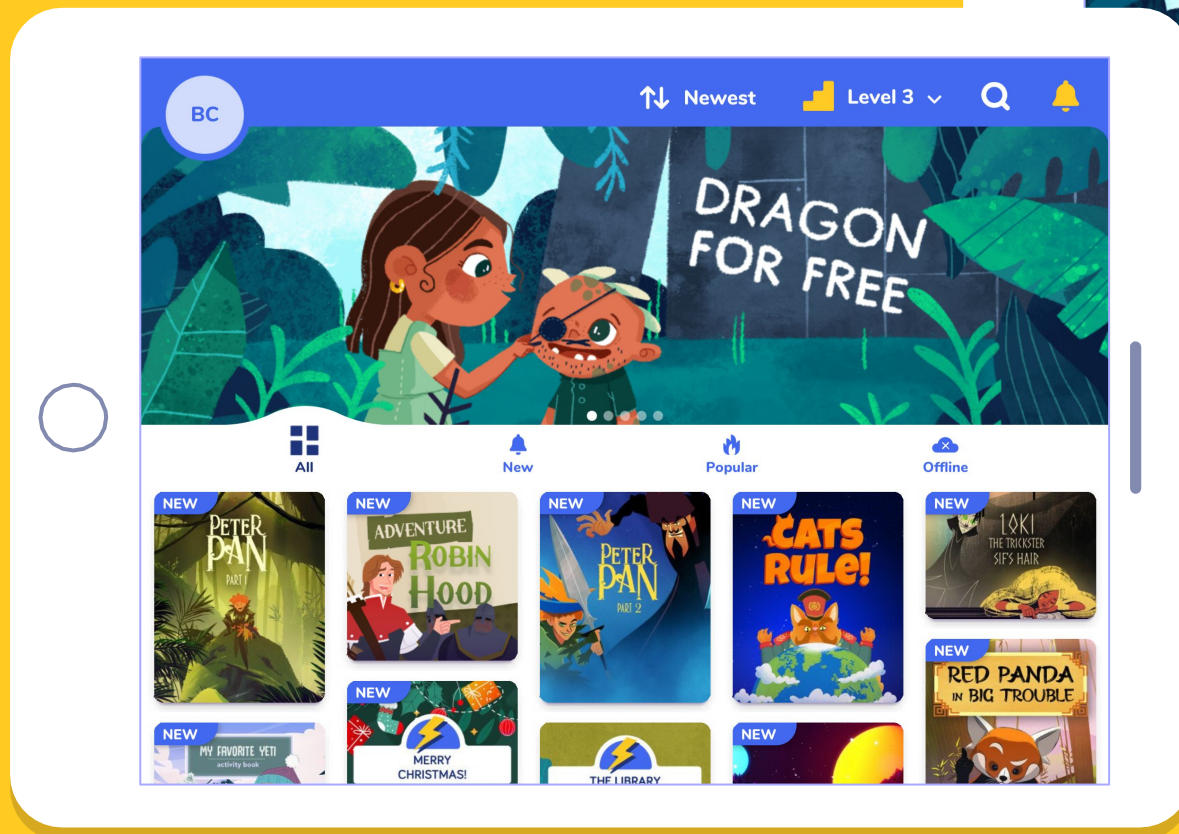
After a successful registration and login, **choose your Teacher/Parent or Child profile** to enter the Library.



After logging into their own accounts, **children can read books simultaneously.**

Library view | Teachers and Parents

On the main page, you can see the selection of books in the library. Scroll down to see all the books.

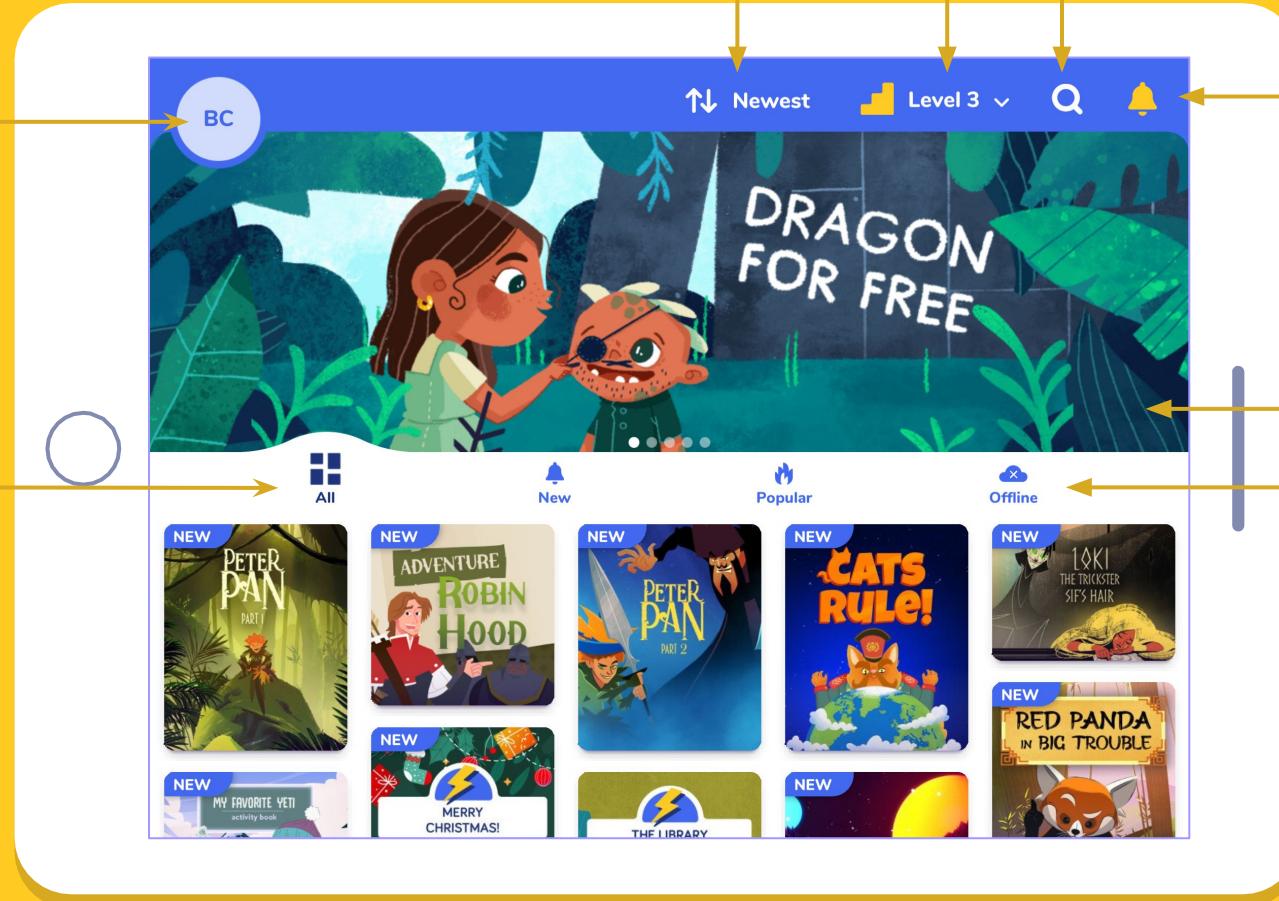


Select a BOOKR Class level you'd like to see.
[Find out more about the content on each level.](#)

Book order

Levels

Search



My Profile: all your account details and settings are saved here.

Tap on the bell to see all of your and your children's **notifications**.


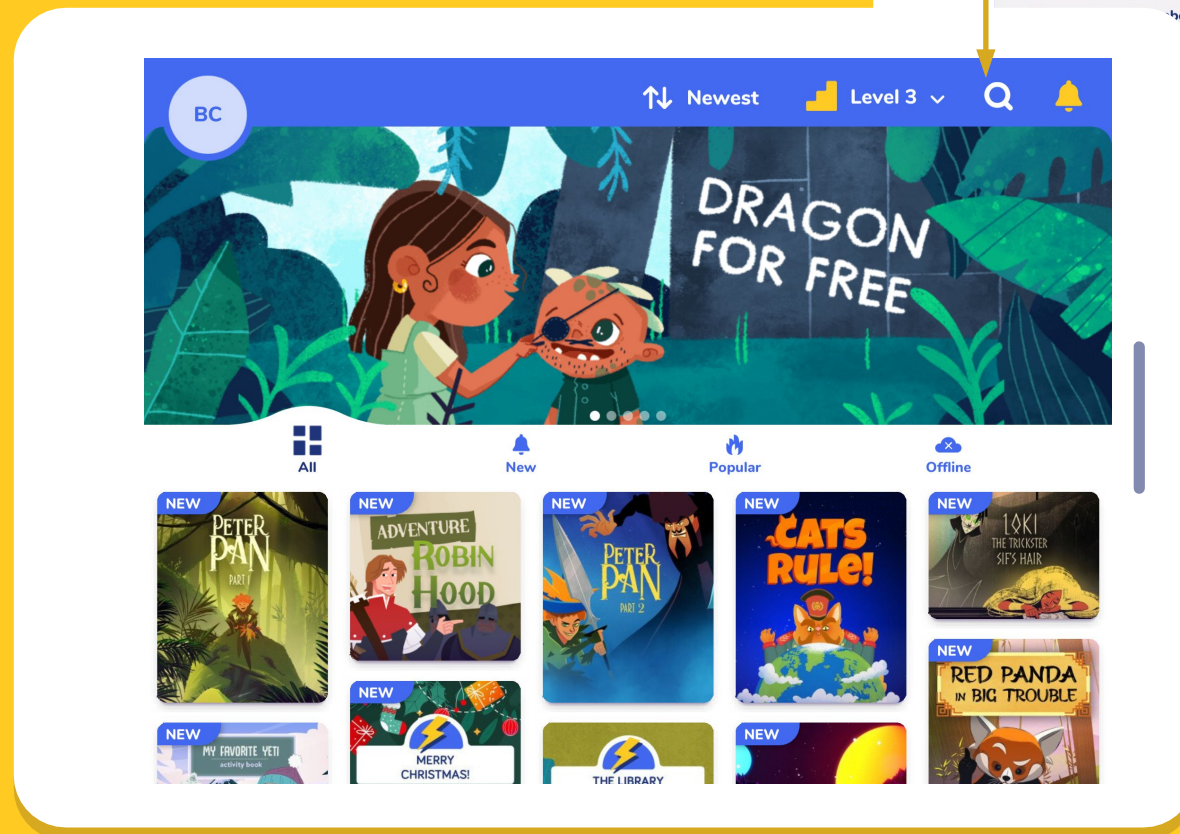
Find books using the 'All', 'New', 'Popular' and 'Offline' **filter** options on the main menu bar.

Slideshow for book **recommendations**, tap the image and read the book.


Offline: Previously downloaded books can be read without internet connection as long as the subscription is valid.

Library view | Search options

Tap the magnifying glass to search for specific books.



Choose the **appearance** of the books: from newest to oldest, oldest to newest, from A to Z or Z to A.



You can also type a **keyword** in the search bar and tap on the magnifying glass. The app will list all books related to the keyword.

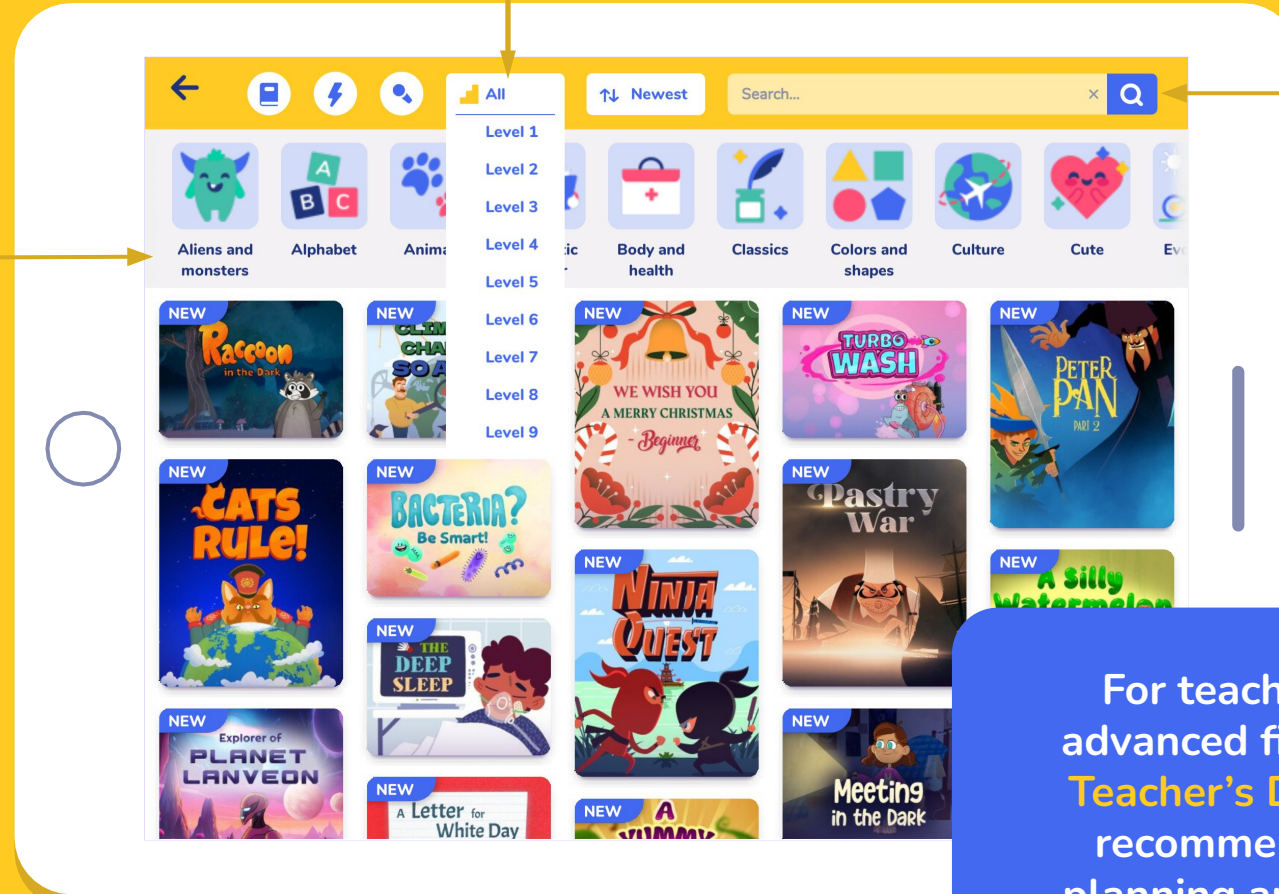
The app runs an advanced search in metadata, not only among titles. Therefore every book related to the keyword appears.



Search view | Filter by Level and Topic

Filter books based on topics by tapping on the images.

Filter books based on levels by opening the dropdown menu.



Tap the magnifying glass icon to start a search.

For teachers, there are more advanced filtering options in the **Teacher's Dashboard**, which we recommend to use for lesson planning and matching books to the curriculum.



Search view | Books, Flashcards or Songs and Karaoke

Search for Books, Flashcards or Songs and Karaoke.



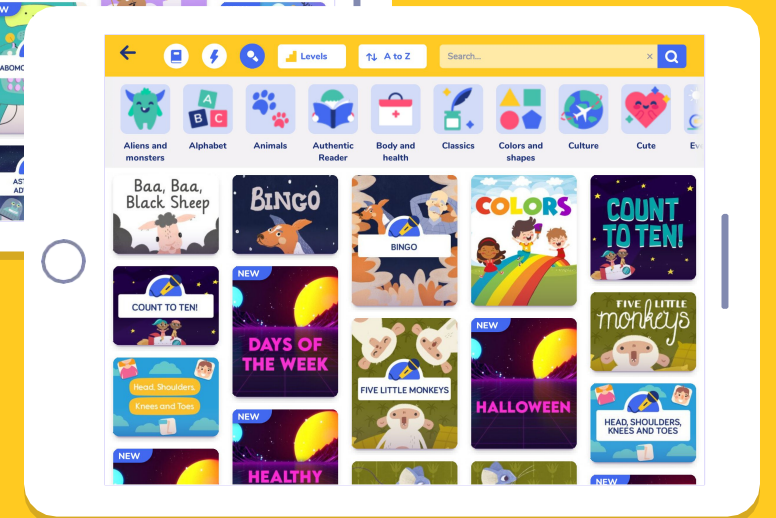
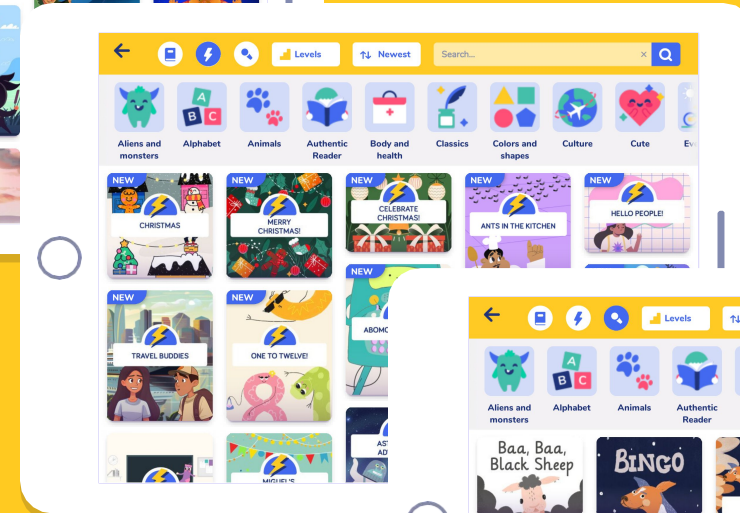

Books



Flashcards

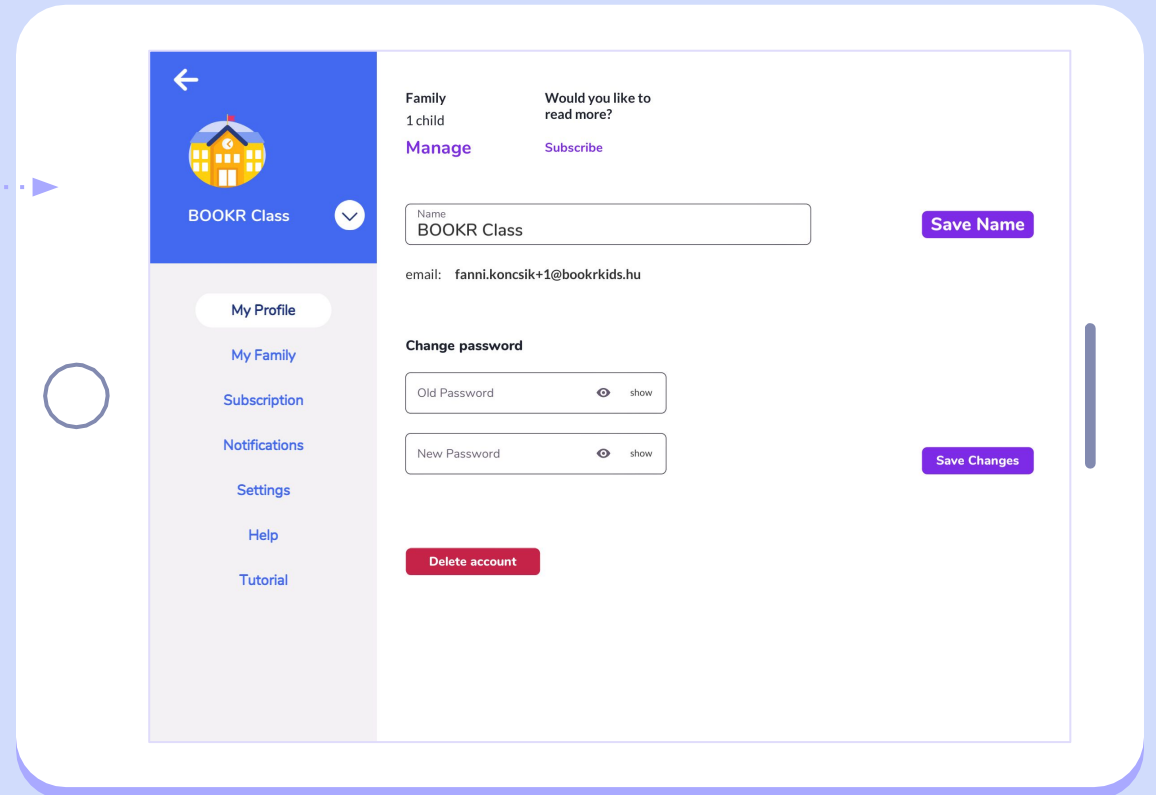
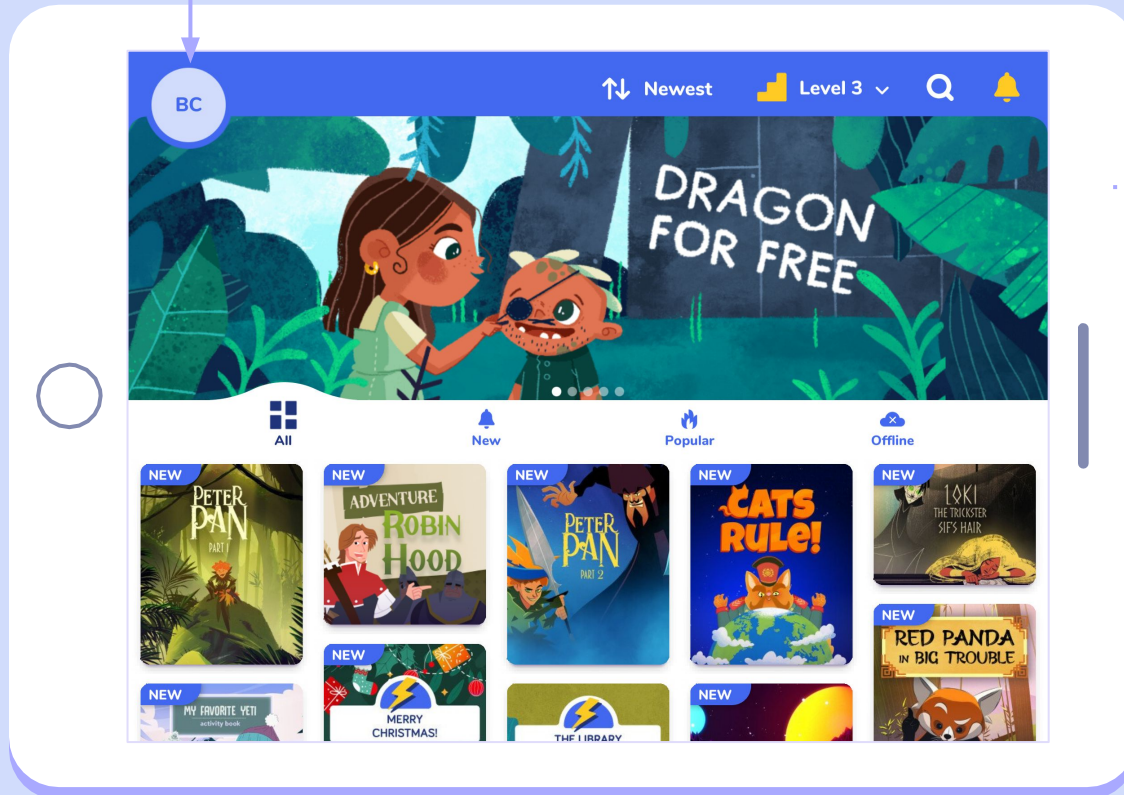


Songs and Karaoke



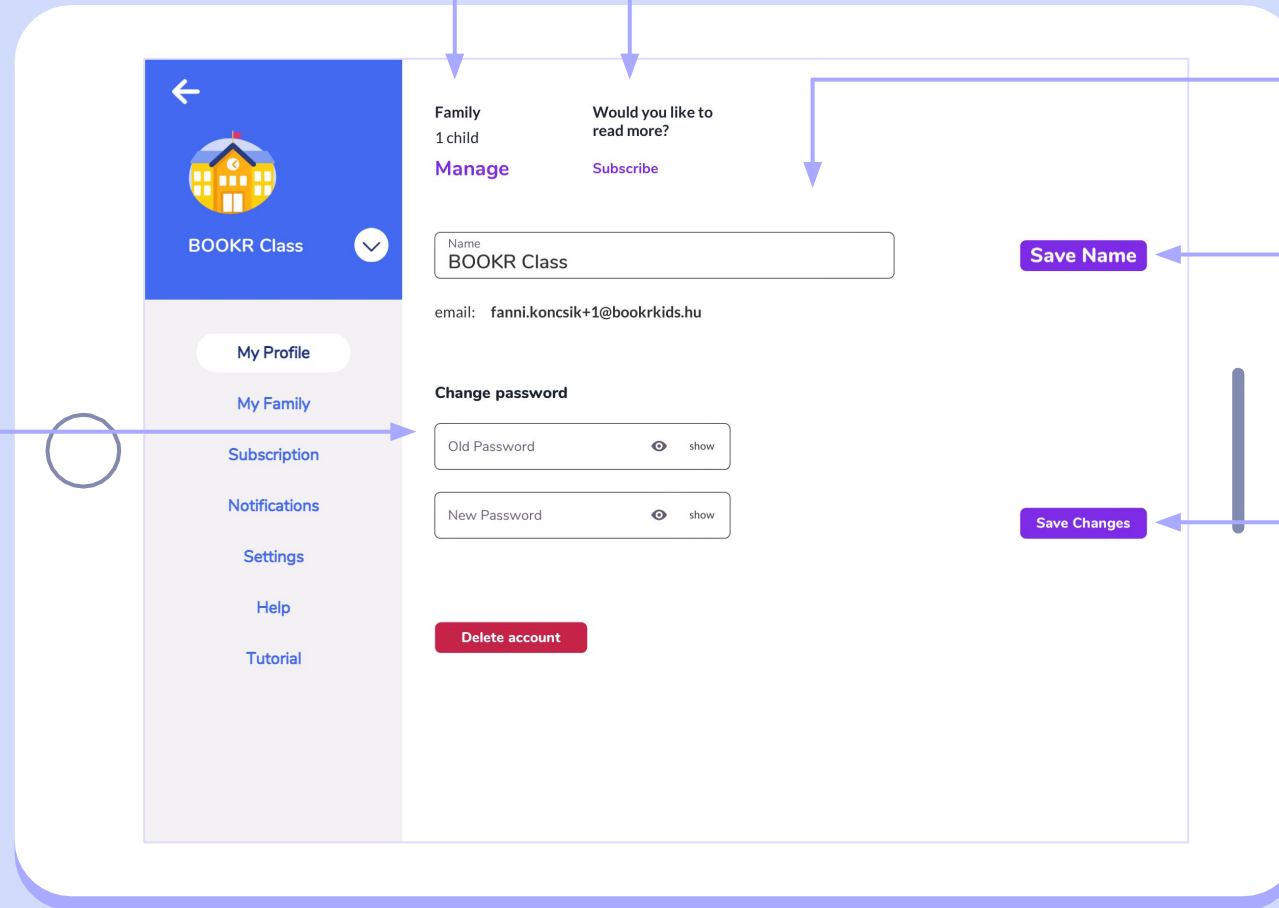
My Profile | Teacher and Parent

Tap the avatar showing your initials to reach 'My Profile' and 'Settings'.



Here are your
subscription details.

Change your password
if necessary.



Edit your details here.

Always save the new data you entered.

Find your children in 'My Family'.

Details on your children's reading habits, achievements, favorites and learning progress displayed here.

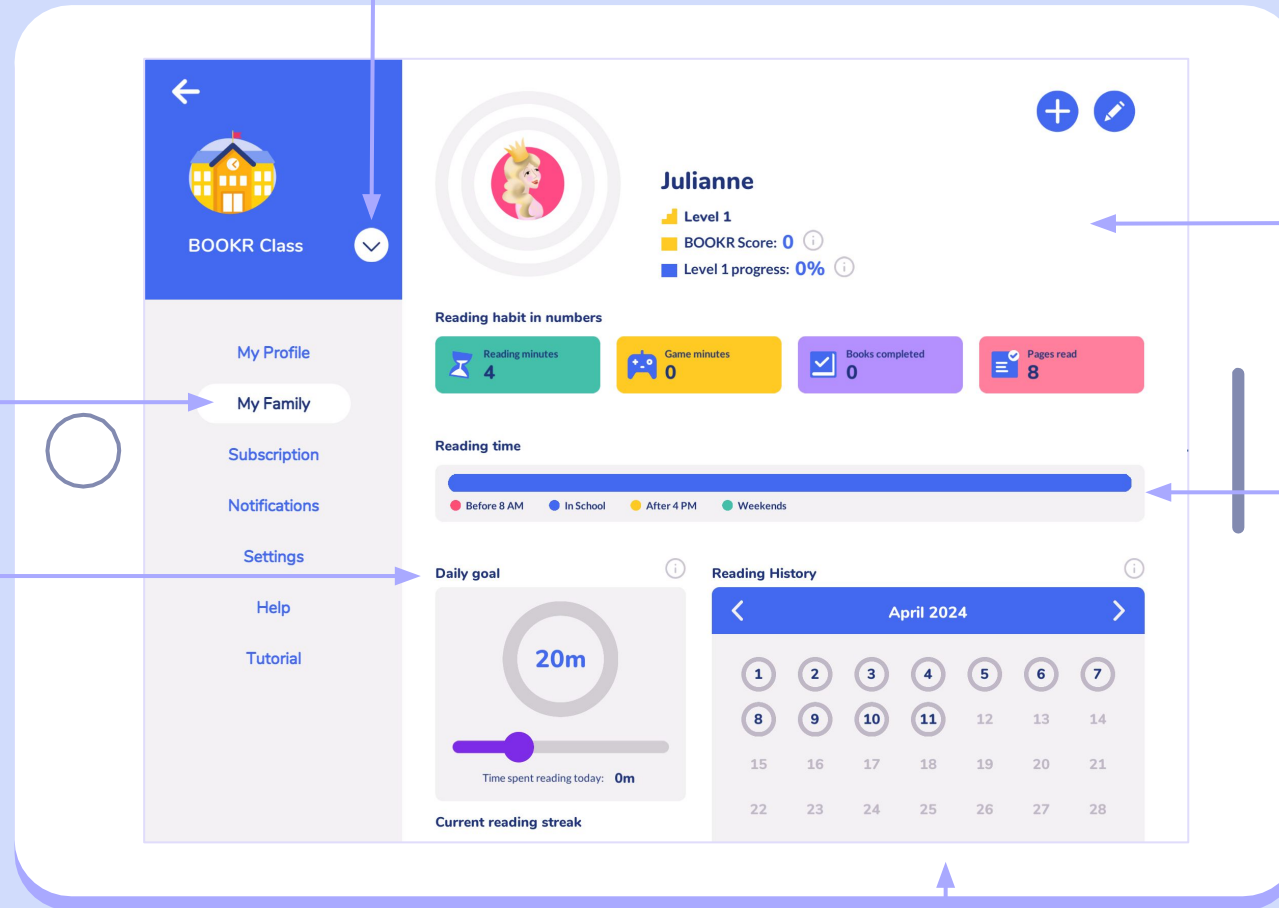
Daily goal:

Set the amount of time your child should spend reading every day.

Reading History:

Shows how many days your child met your daily goal.

Tap the white arrow to switch between your children.



BOOKR Score:
Reading achievement summed up by calculating the average success of all books at your child's level, averaged with all books.

Level progress:
Shows in percentage how many books your child completed on their level.

Reading time:
The total amount of time spent reading since the first app open

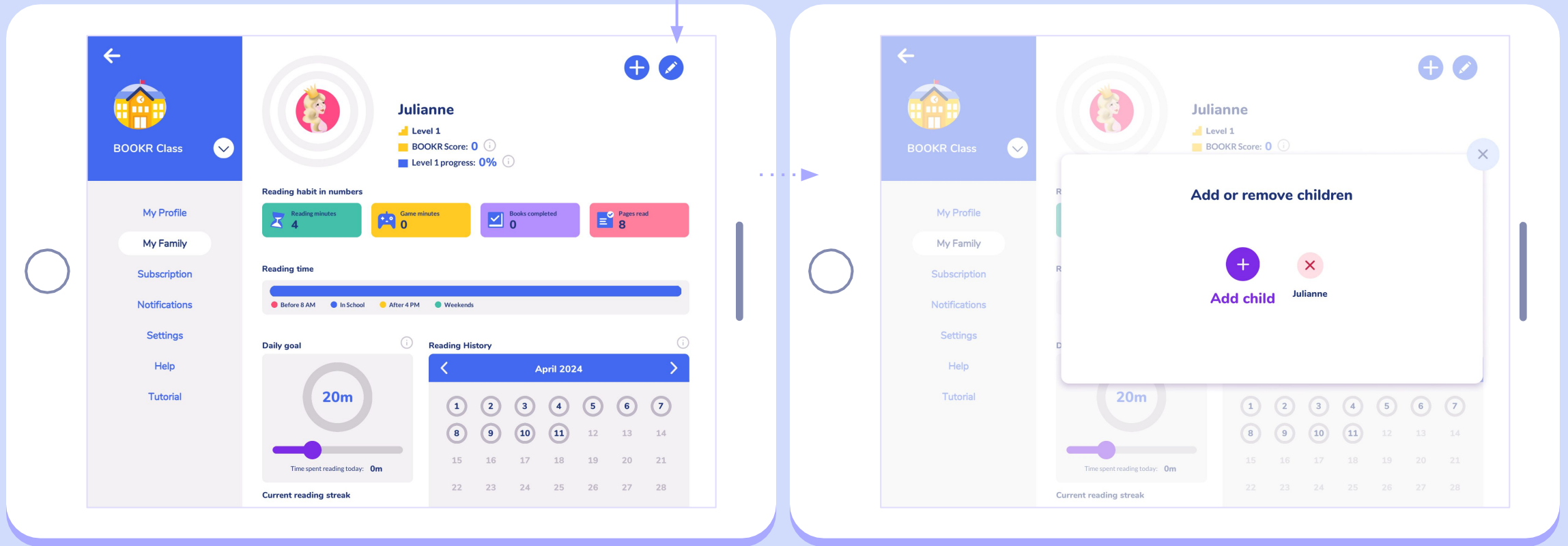
Tap on the pencil to **Edit Profile** and change the necessary data.

The image shows two overlapping screenshots of the BOOKR app interface. The background screenshot displays the profile for a child named Julianne, Level 1. It includes a sidebar menu with options like 'My Profile', 'My Family', 'Subscription', 'Notifications', 'Settings', 'Help', and 'Tutorial'. The main content area shows reading statistics: 4 reading minutes, 0 game minutes, 0 books completed, and 8 pages read. There is also a 'Reading time' bar chart and a 'Daily goal' of 20m. The foreground screenshot shows the 'Edit child's profile' modal, which contains input fields for Name (Julianne), Username or email* (Julianne_BOOKR), and Child's year of birth* (2016). A 'Save Changes' button is visible at the bottom of the modal. A blue arrow points from the text above to the pencil icon in the top right of the profile card. Another blue arrow points from the 'Save Changes' button to the text below.

Save your changes.

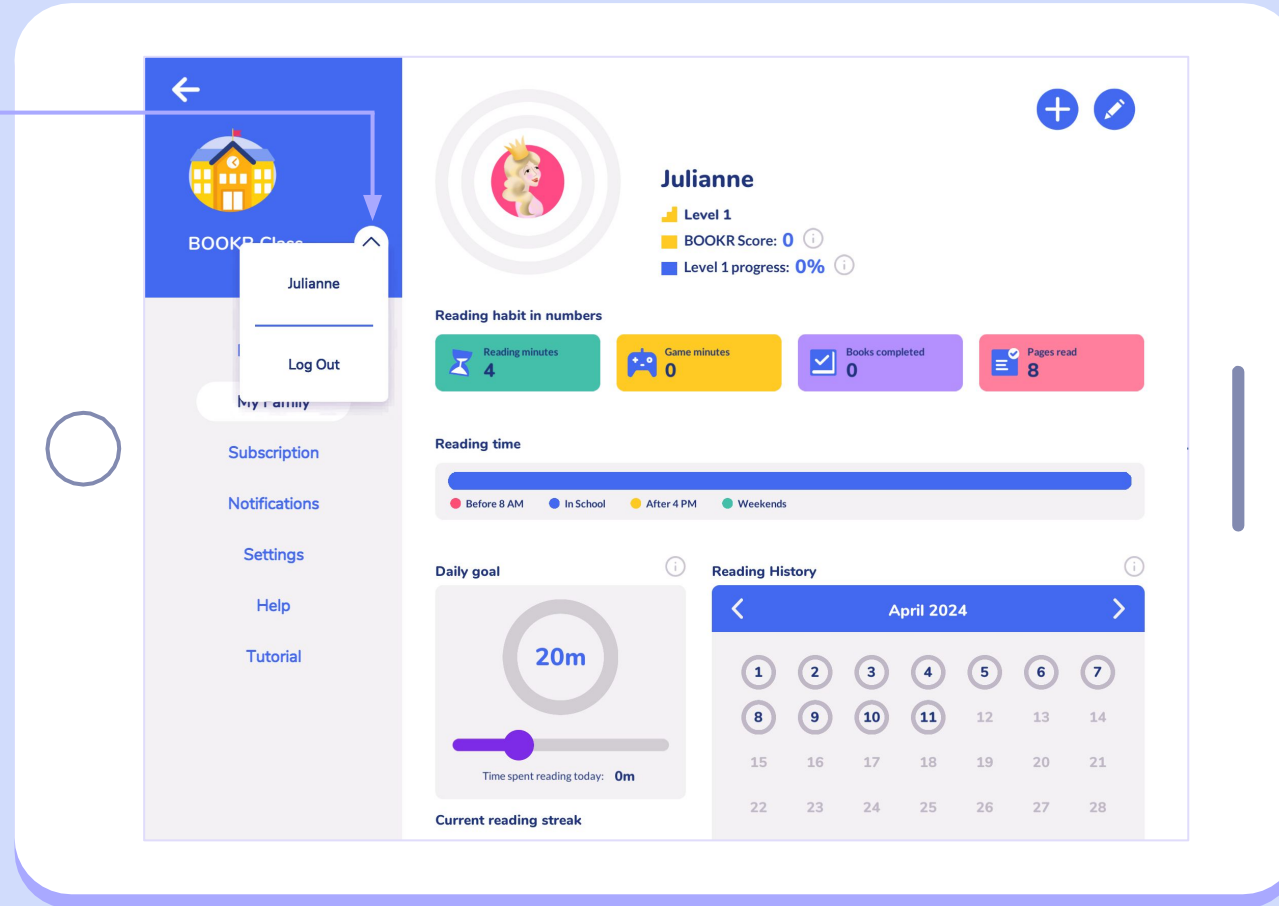
My Family | Add or Remove a Child

Tap the pencil in the corner and **add or remove a child** from your subscription.



My Profile | Switch Accounts and Logout

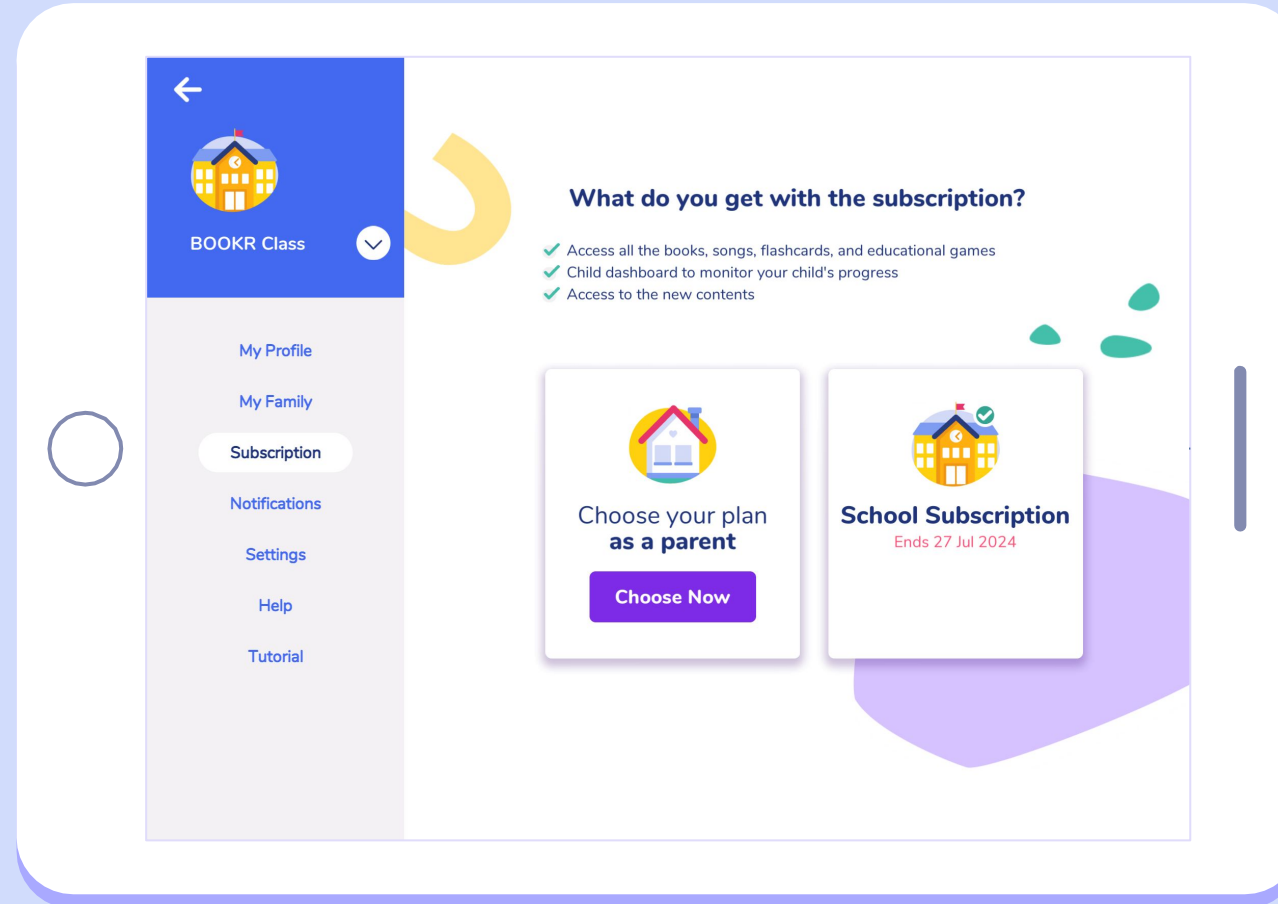
Easily switch between accounts by tapping the white arrow and selecting your child's name.



You can use BOOKR Class at home with your kids too.

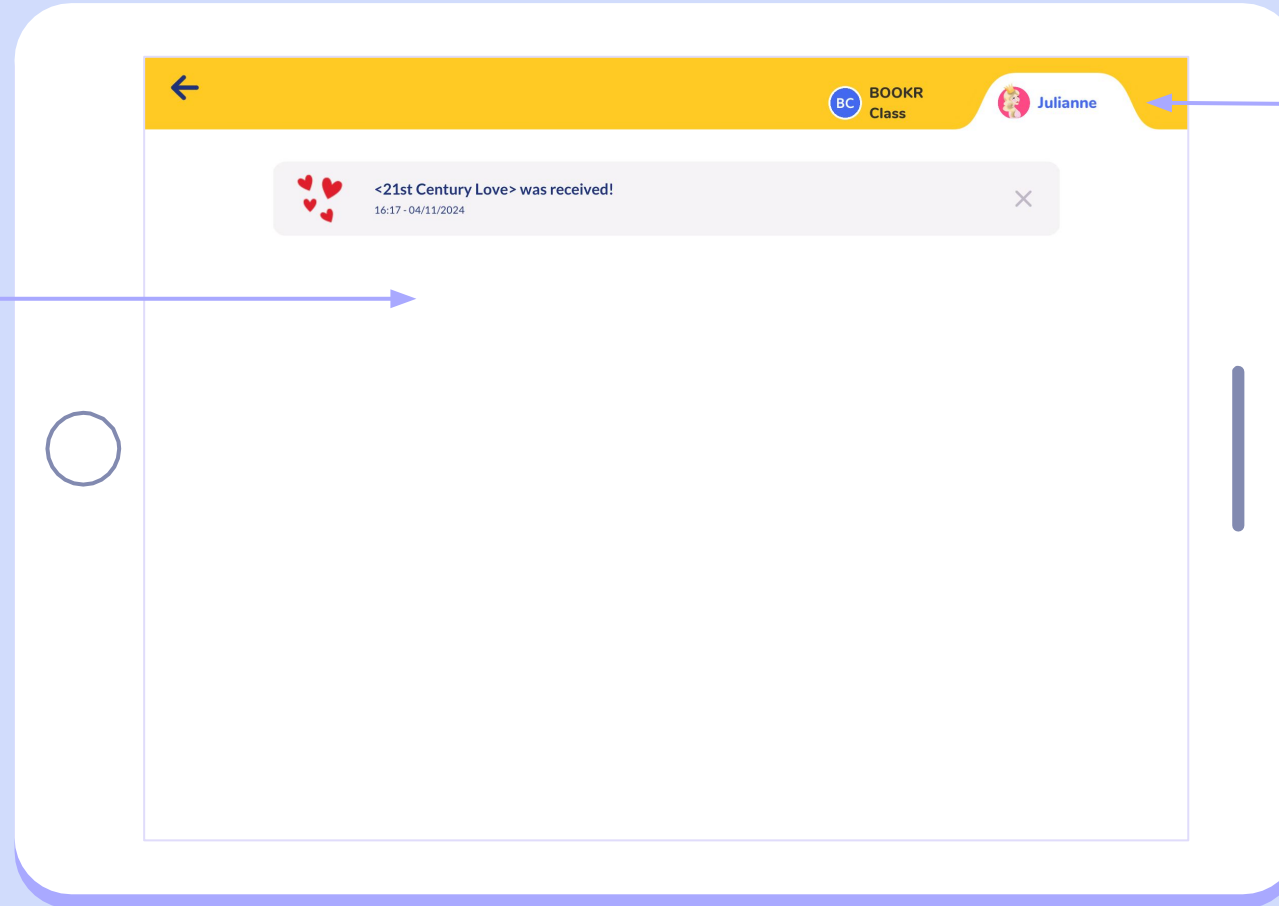
Choose a monthly or yearly subscription for unlimited access to thousands of books, games, flashcards and songs.

After logging into their own accounts, **children can read books simultaneously.**



Teachers are eligible to try BOOKR Class for **free for 2 weeks.** Tap 'Try now' and start your BOOKR Class experience!.

Notifications

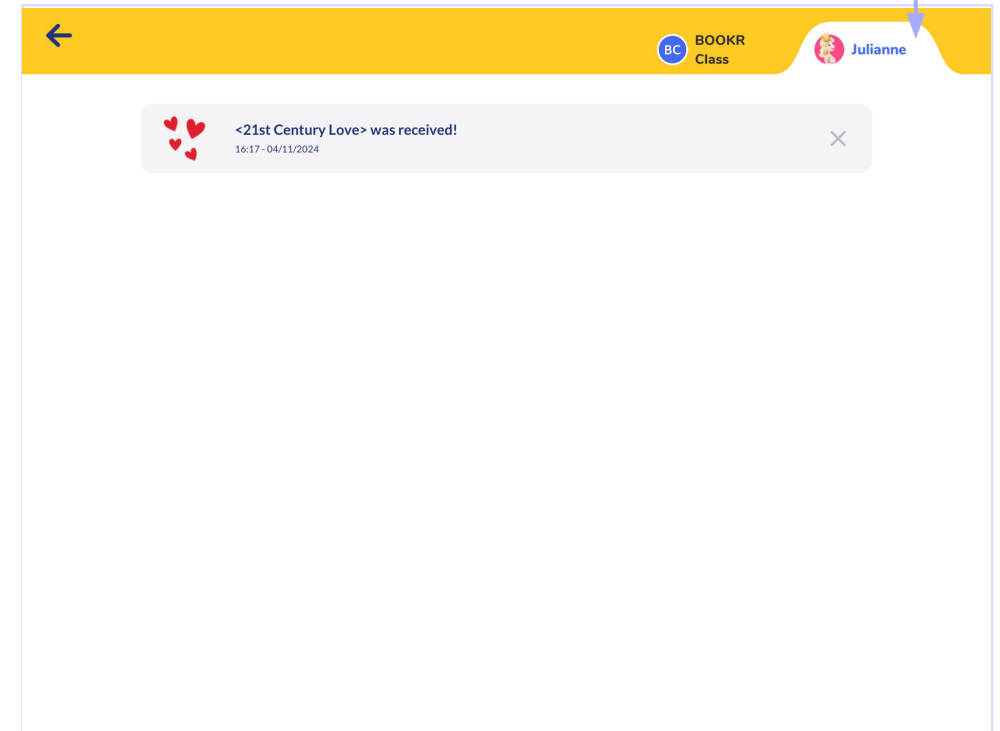
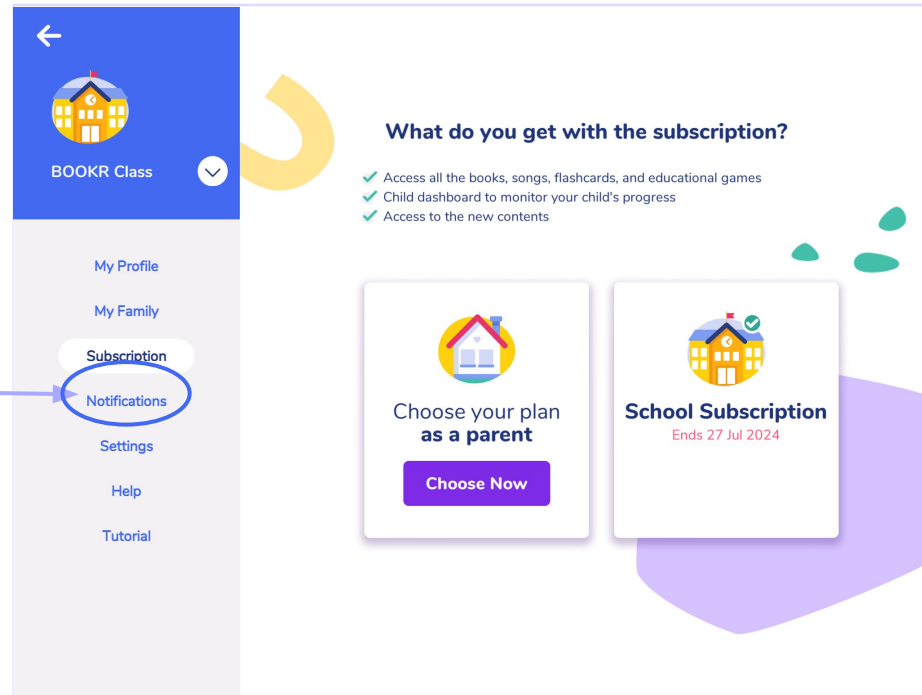


Clicking on **Notifications** in the menu list, the app shows all the news and updates, such as rewards and assignments.

See not only yours, but your **children's notifications** too.

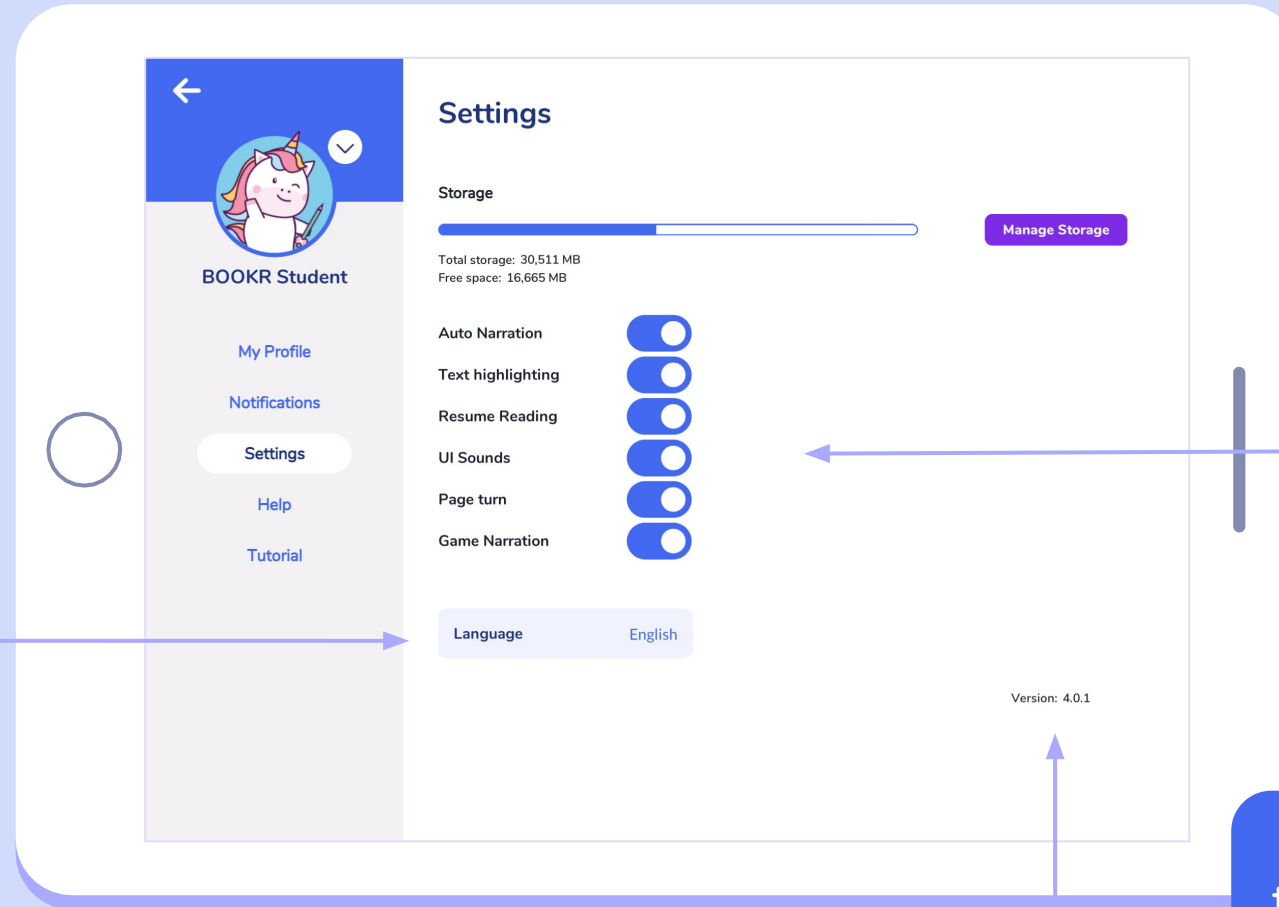
Notifications

See not only yours, but your children's notifications too.



Clicking on **Notifications** in the menu list, the app shows all the **news and updates**, such as rewards and assignments.

Turn the **reading preferences** on / off here.



Language: Set the Library's interface language to English, Spanish, Indonesian, Portuguese, Chinese or German.

Version: Here you can check if you have the latest app version downloaded to your device. Upgrading is free from the stores. Provide this information when writing to support@bookrclass.com.

Auto Narration, Text Highlighting, Page Turn and Game narration automatically starts when turned on.

Resume Reading: the book reading continues where it was last stopped when turned on.

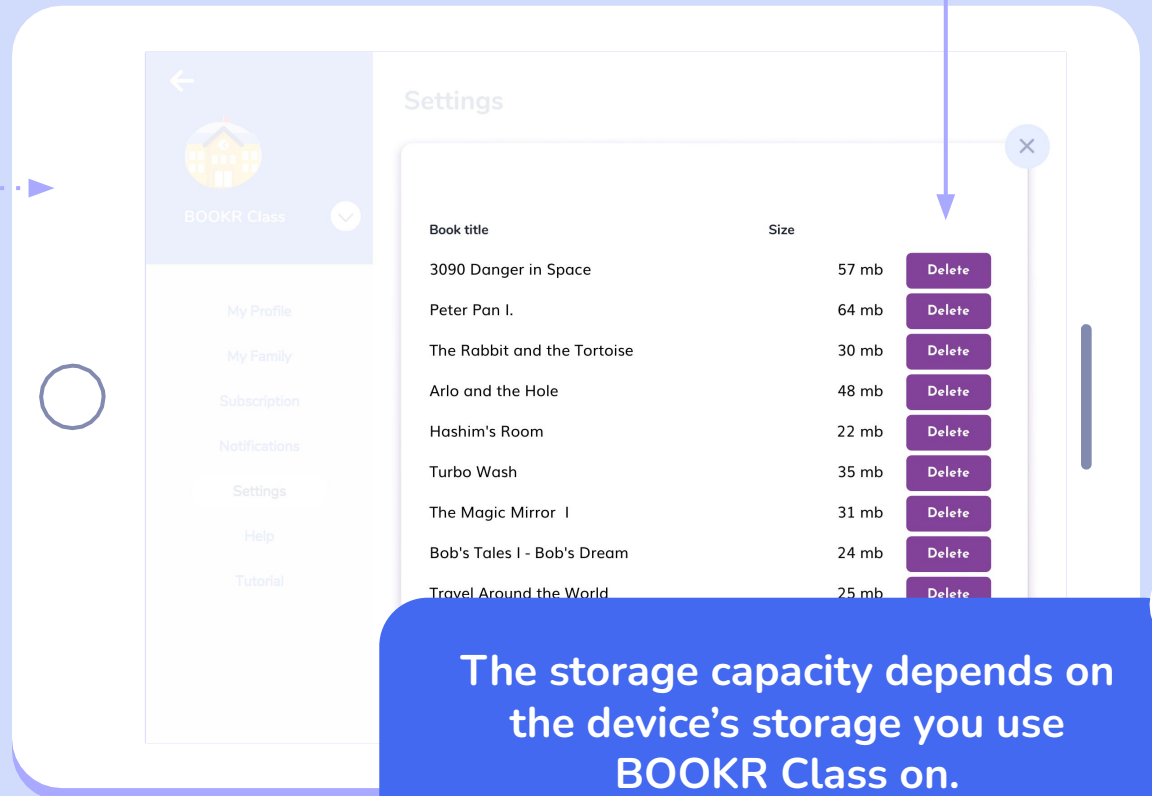
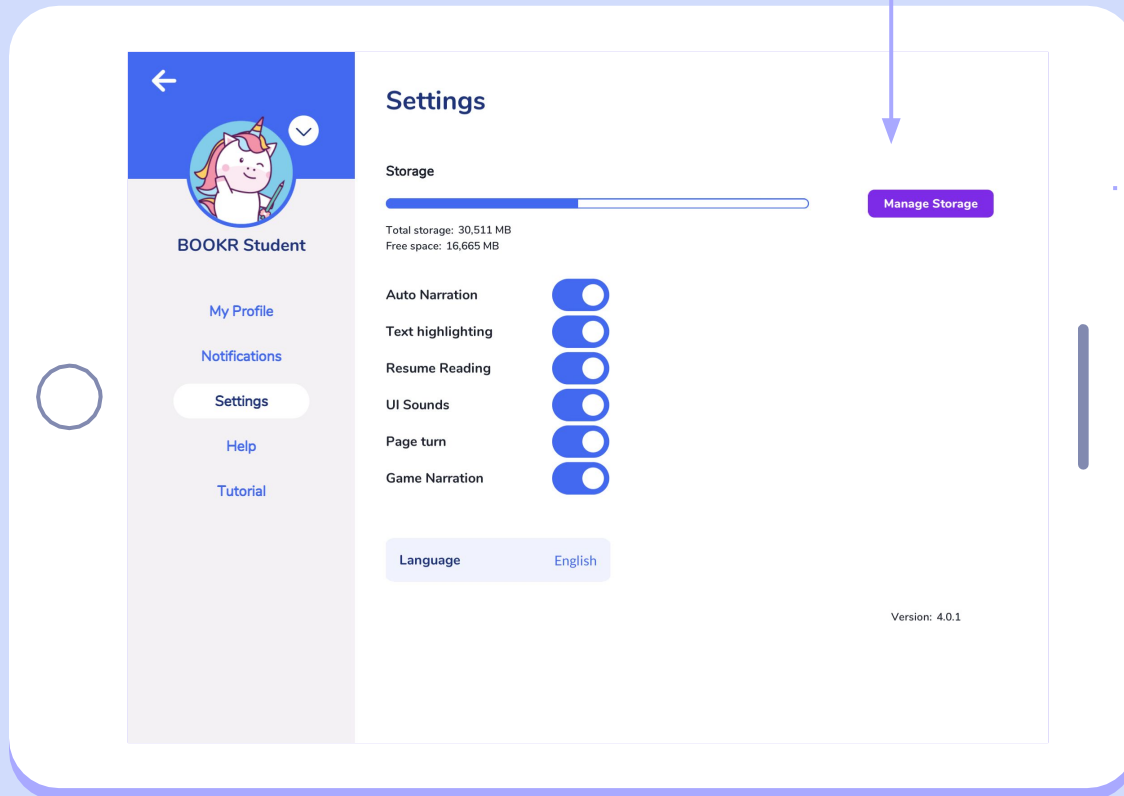
UI Sounds: every sound effect of the application is audible when turned on.

You can also change these preferences later, while reading a book.

Settings | Manage Storage

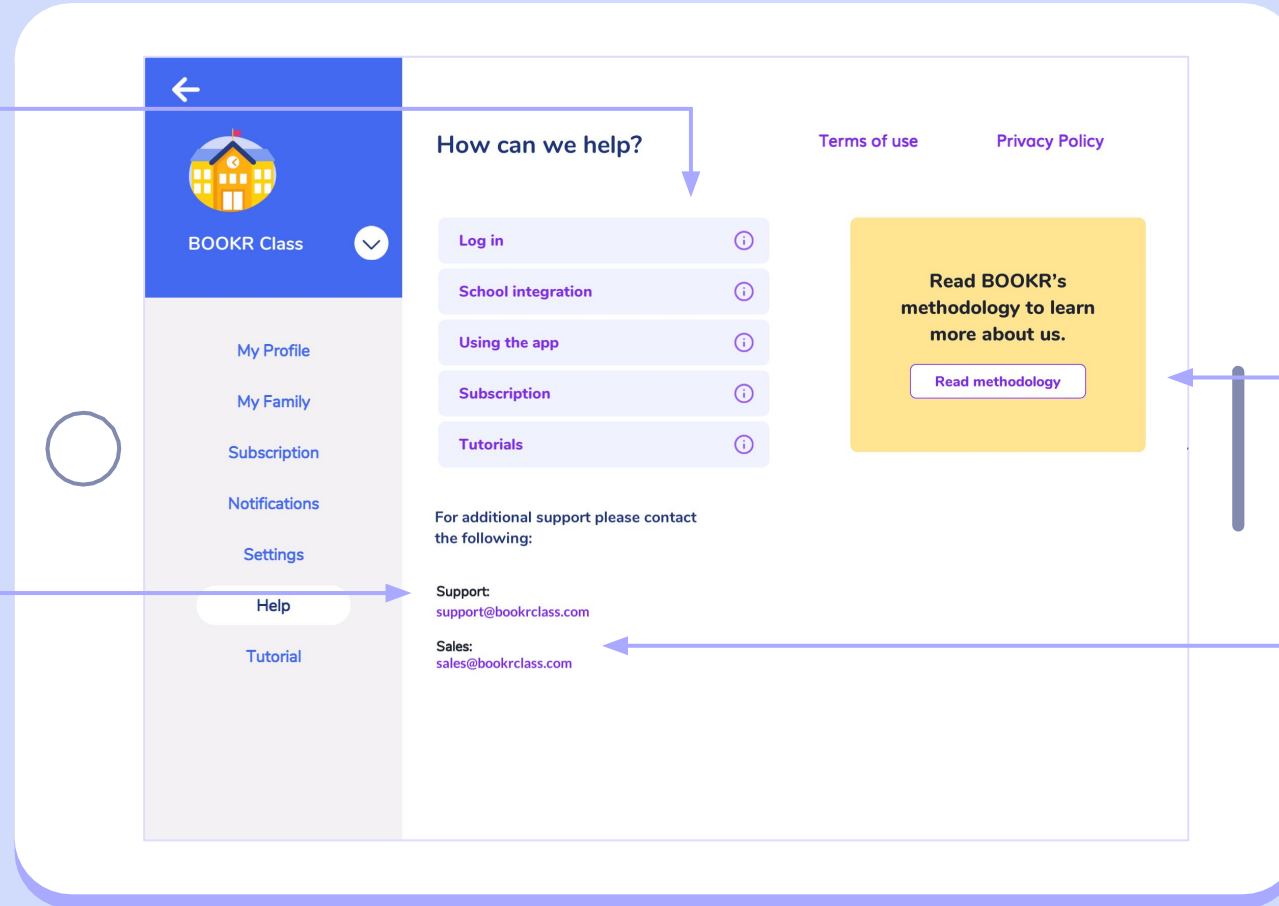
Manage the storage of the device by tapping 'Manage storage'.

Delete any book you don't need to be downloaded on your device anymore. Until you have a valid subscription, you can download those books as many times as you like.



The storage capacity depends on the device's storage you use BOOKR Class on.

Find answers to Frequently Asked Questions here.

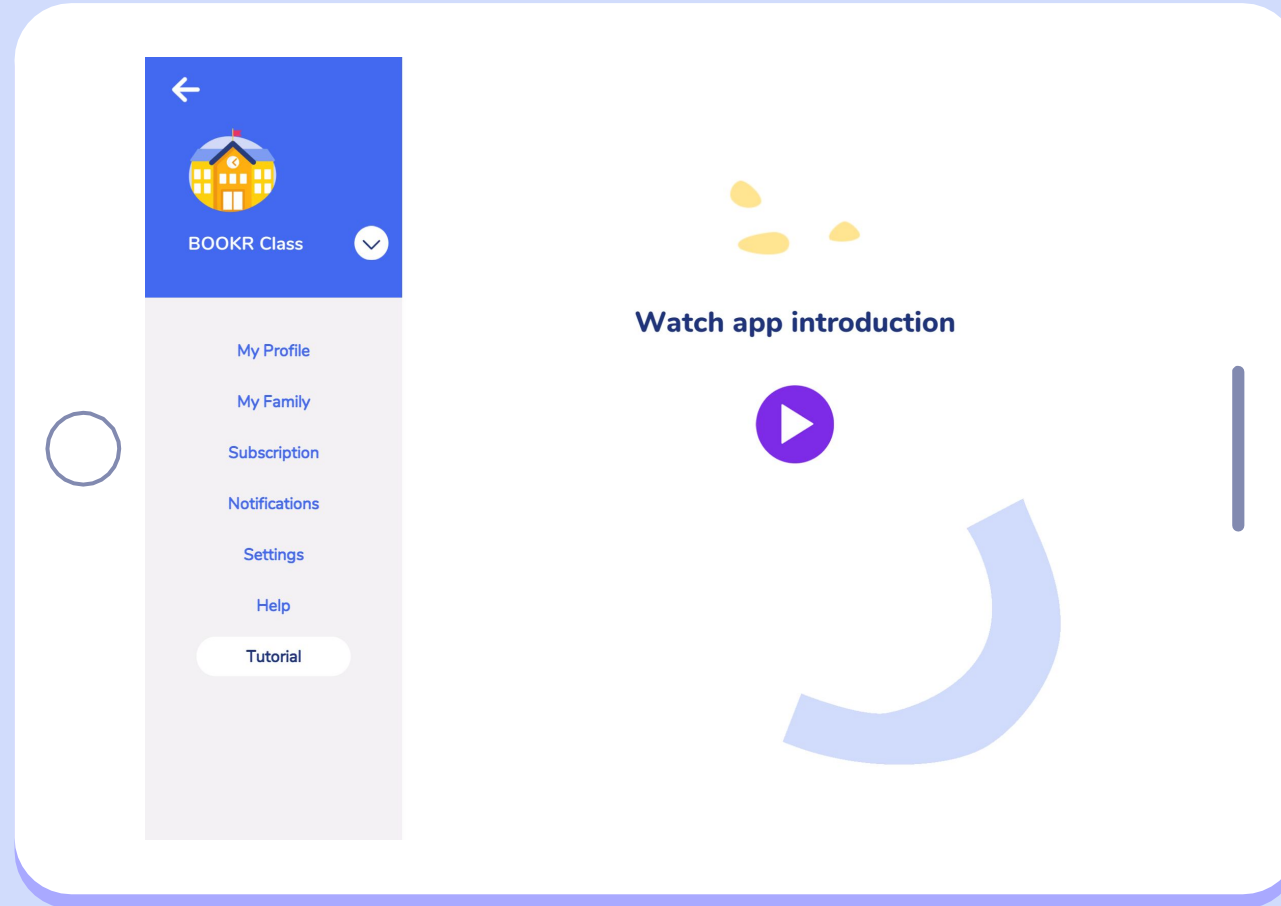


Contact Support if you have any questions. Please, don't forget to include the [app version number](#) if you experience any problems.


Read more about the BOOKR Methodology.

Contact Sales if you'd like to bring BOOKR Class to your school or upgrade your subscription.

Watch the tutorial video to make sure you are familiar with the functions of BOOKR Class.



Teacher's Dashboard



Opening the Teacher's Dashboard

The screenshot shows the sign-in interface for BOOKR CLASS. It features a blue header with the BOOKR CLASS logo. The main content area is white and contains the following elements:

- Sign in** heading
- E-mail address** field with the text `bookrclass@bookrkids.com`
- Password** field with masked characters (dots) and an eye icon to toggle visibility
- Sign in** button
- Sign In with Plurall** button
- Forgot password?** link

Annotations with arrows point to the following elements:

- Username**: Points to the E-mail address field.
- Password**: Points to the Password field.
- Eye icon**: Points to the eye icon in the Password field.
- Forgot password?**: Points to the link below the Sign In with Plurall button.

You can make your password visible by clicking on the “eye” symbol.

If you can't find your login details, click on **‘Forgot password’** and you will receive a link by email to generate a new password.

teacher.bookrclass.com

You can switch between 'My students' and 'All students' in the school.

Search students by name, or filter by the different categories.

Based on your search, the result will appear in this table. To see more details, scroll right.

The screenshot displays the 'Students' section of the BOOKR CLASS dashboard. On the left is a blue sidebar with navigation items: Students, Teachers, School Admins, Licenses, Statistics, Books, Flashcards, Songs and Karaoke, Resources, Help Center, and Log out. The main content area has a 'Students' header and a summary card showing 'Total number of students in school' as 233. Below this are two buttons: 'My students' and 'All students', with 'All students' selected. A search bar is labeled 'Search for students'. Below the search bar are several filter dropdowns: 'Class', 'Level', 'Hidden Level', 'Teacher', 'Learning difficulty', and 'License status'. At the top right of the main area are two buttons: 'Import Students' and '+ Add New Student'. Below the filters is a table titled 'All Students (233)' with options to 'Print student codes', 'Export All', and 'Manage selected'. The table header includes a checkbox, 'Name', 'Class', 'Student code', 'BOOKR Level', 'Lexile Measure', 'Visible levels', 'Teachers', and 'Action'.

Students | Manage Selected

The screenshot shows the BOOKR CLASS interface. On the left is a blue sidebar with navigation options: BOOKR Class, BOOKR Class Demo School, Students, Teachers, School Admins, Licences, Statistics, Books, Flashcards, Songs and Karaoke, Resources, Help Center, and Log out. The main content area is titled 'All Students (47)' and includes buttons for 'Print student codes', 'Export All', and 'Manage selected'. Below this is a table with columns: Name, BOOKR Level, Lexile Measure, Visible levels, Teachers, Licence, Parent, and Action. The table lists 12 test students, each with a checked checkbox in the first column and a 'Manage student' link in the last column. The 'Licence' column contains status labels: 'Expired' (orange), 'Missing' (pink), and 'Active' (green).

<input checked="" type="checkbox"/>	Name	BOOKR Level	Lexile Measure	Visible levels	Teachers	Licence	Parent	Action
<input checked="" type="checkbox"/>	Test Student Twenty	1	0	All levels are visible		Expired		Manage student
<input checked="" type="checkbox"/>	BOOKR Test Student	1	0	All levels are visible		Missing		Manage student
<input checked="" type="checkbox"/>	Test Student100	1	0	All levels are visible		Expired		Manage student
<input checked="" type="checkbox"/>	Student Test 02	1	0	1, 2, 3		Missing		Manage student
<input checked="" type="checkbox"/>	PwC Test Student	1	0	All levels are visible		Expired		Manage student
<input checked="" type="checkbox"/>	Scholastic Test Student	2	0	All levels are visible		Expired		Manage student
<input checked="" type="checkbox"/>	Test Fanni	1	0	All levels are visible		Missing		Manage student
<input checked="" type="checkbox"/>	Test Student 1	1	0	All levels are visible		Active		Manage student
<input checked="" type="checkbox"/>	Test Student 2	1	0	All levels are visible		Active		Manage student
<input checked="" type="checkbox"/>	Test Student 3	1	0	All levels are visible		Active		Manage student

Select one or more students by ticking the box in front of their names.

After selecting one or more students, click on **'Manage selected'** and choose an action from the dropdown list.

Read more about the **'Manage selected'** actions on the next two pages.

Add/Extend License: Assign active licenses or extend already assigned ones to your students, which you can choose from your school's purchased license pool. **Only those students who have an active license can access all books in the Library app.**

Remove License: If you would like a student not to have access to the Library app anymore or you would like to re-assign a license to another student, first remove it.

Assign Books: Choose the book you would like to assign to student(s). Once the students enter the app, they will receive a pop-up notification of the assignment, and the book will also appear in the "My Books" section.

Assign Tests: Assign your student(s) the Lexile placement test, optionally with a deadline. In the dashboard you can see the score and the BOOKR level (1-9) to which your student(s) English proficiency corresponds.

Update Level: Change your student(s) BOOKR level (1-9) based on what is corresponding to their English proficiency.

Hide Levels: If you would like to hide certain levels from the students, select the levels from the list. This will hide all the books available on that level from them.

Students | Manage Selected actions



Unhide Levels: Unhide previously hidden levels.

Assign Student to Class: Create classes and assign students to them. This way, you can manage them by class.

Print Student Codes: To make the login process easier for the entire class, you can download and print every students' student codes with additional information. The QR code leads to the Library application and automatically signs in the student to their account.

Export Selected Student Data: Download an Excel sheet with your student's general account data.

Delete Student: If you delete a student, all their reading data will be permanently lost and cannot be restored.

 Student code: HV7l6VOgXg Name: Justine Case Class: 1.a Scan the QR-code and go to the app 	 Student code: 9692941412241460 Name: Andrea Pallotta Class: 1.b Scan the QR-code and go to the app
 Student code: 8720041922090772 Name: Edőcs Zsófi Class: 1.b Scan the QR-code and go to the app 	 Student code: 3026038722706766 Name: Harry Potter Class: 1.a Scan the QR-code and go to the app
 Student code: 4220627517395984 Name: Hermione Granger Class: 1.a Scan the QR-code and go to the app 	 Student code: USYYb6bEZ9 Name: Gyányi Dominika Class: 1.b Scan the QR-code and go to the app

The screenshot shows the 'Students' management page in the BOOKR CLASS application. On the left is a blue sidebar with navigation links: BOOKR Class, BOOKR Class Demo School, Students (selected), Teachers, School Admins, Licenses, Statistics, Books, Flashcards, Songs and Karaoke, Resources, Help Center, and Log out. The main content area has a header 'Students' and a summary card showing 'Total number of students in school: 233'. Below this are tabs for 'My students' and 'All students' (selected). A search bar is labeled 'Search for students'. There are several filter dropdowns: 'Class', 'Level', 'Hidden Level', 'Teacher', 'Learning difficulty', and 'License status'. At the top right of the main content area, there are two buttons: 'Import Students' (with a blue 'i' icon) and '+ Add New Student'. Below the filters, there is a section for 'All Students (233)' with options to 'Print student codes', 'Export All', and 'Manage selected'. A table header is visible with columns: Name, Class, Student code, BOOKR Level, Lexile Measure, Visible levels, Teachers, and Action.

To register a new student fill out the form and click 'Create Profile'. After this, the student code will automatically appear. First name, last name and birth year are mandatory fields, while the rest is optional.

Use this function if you'd like to **import a list of students at once**, to save time. Click the blue "i" to open the step-by-step instructions and a template sheet to use.

BOOKR CLASS

Students / Student's Profile

Profile

1. Student's details

2. Parent's details

First Name

Last Name

Birth year

Parent's Name

Parent's Email

Lexile Level

Level

Learning Difficulties

Student code

Student code will be automatically generated after creating the profile.

First Name, Last Name and Birth year are mandatory fields. Optionally, you can provide other information, such as the student's Lexile Level and the parent's details.

If you add parents, they will receive an email notification and be able to track their child's progress.

Student code is needed for the student to log in to the Library app. This is automatically generated.

In order to have unlimited access to the Library's full content, students must have **active license** assigned to their accounts. The student code only provides a login access.



BOOKR Class
BOOKR Class Demo School

Students
Teachers
School Admins
Licenses
Statistics
Books
Flashcards
Songs and Karaoke
Resources
Help Center
Log out

Last Name Parent's Email

Birth year Lexile Level Level Learning Difficulties

Student code

Student code will be automatically generated after creating the profile.

Classes involved (0)

Classes

Cancel Create Profile

Optionally teachers can provide class(es) that students belong to. This way you can **connect teachers to their students.**

When all the mandatory fields (highlighted in red) are filled, click on 'Create Profile'. The student code will automatically be generated.

Students | Student's Profile

Select a student and click on 'Manage Student' to open their individual student profile.

BOOKR CLASS

BOOKR Class Demo School

Students

Teachers

School Admins

Licenses

Statistics

Books

Flashcards

Songs and Karaoke

Resources

Help Center

Log out

Import Students

+ Add New Student

My students

All students

Search for students

BOOKR Student

Class

Level

Hidden Level

Teacher

Learning difficulty

License status

All Students (1)

Print student codes

Export All

Manage selected

<input type="checkbox"/>	Name	BOOKR Level	Lexile Measure	Visible levels	Teachers	Licence	Parent	Action
<input type="checkbox"/>	BOOKR Student	2	249	All levels are visible	BOOKR Class	Active		Manage student

BOOKR CLASS

BOOKR Class Demo School

Students / Student's Profile

BOOKR Student

Profile

1. Student's details

2. Parent's details

First Name

BOOKR

Parent's Name

Last Name

Student

Parent's Email

Birth year

Lexile Level

249

Level

2

Learning Difficulties

Book Assignments (0)

Manage selected

A page with the student's information will appear.

Scroll down the student's profile and see a detailed list of their book assignments.

The screenshot shows the BOOKR CLASS interface. On the left is a navigation menu with options: Students, Teachers, School Admins, Licenses, Statistics, Books, Flashcards, Songs and Karaoke, Resources, Help Center, and Log out. The main content area is titled "Book Assignments (0)" and contains a table with the following columns: Title, Type, Date Assigned, Assign expire date, Completed until expire, and Time spent reading. The table lists several assignments, each with a checkbox on the left and a "No due date" button in the "Completed until expire" column.

	Title	Type	Date Assigned	Assign expire date	Completed until expire	Time spent reading
<input type="checkbox"/>	21st Century Love	Book	31-Jan-2023		No due date	265h 31m
<input type="checkbox"/>	A Blue Classroom	Book	31-Jan-2023		No due date	1473h 45m
<input type="checkbox"/>	3090 Danger in Space	Book	31-Jan-2023		No due date	2256h 51m
<input type="checkbox"/>	All About Your Body	Flashcard	01-Feb-2023		No due date	346h 17m
<input type="checkbox"/>	A Tale of Washing Hands	Book	08-Feb-2023		No due date	761h 1m
<input type="checkbox"/>	Terri and the Magic Rubberboots	Book	09-Feb-2023		No due date	327h 0m
<input type="checkbox"/>	Paul and the Polar Bears	Book	09-Feb-2023		No due date	187h 54m
<input type="checkbox"/>	The Secret Life of Grandpa	Book	09-Feb-2023		No due date	278h 51m

This is a close-up of the "Book Assignments (0)" table. It shows the table structure with columns for Type, Date Assigned, Assign expire date, Completed until expire, Time spent reading, Assigned by, and Actions. The "Actions" column contains a bell icon, a red bin icon, and a red trash can icon. A yellow arrow points to the red bin icon in the first row.

	Type	Date Assigned	Assign expire date	Completed until expire	Time spent reading	Assigned by	Actions
<input type="checkbox"/>	Book	31-Jan-2023		No due date	265h 31m	BOOKR Class	
<input type="checkbox"/>	Book	31-Jan-2023		No due date	1473h 45m	BOOKR Class	
<input type="checkbox"/>	Book	31-Jan-2023		No due date	2256h 51m	BOOKR Class	
<input type="checkbox"/>	Flashcard	01-Feb-2023		No due date	346h 17m	BOOKR Class	
<input type="checkbox"/>	Book	08-Feb-2023		No due date	761h 1m	BOOKR Class	
<input type="checkbox"/>	Book	09-Feb-2023		No due date	327h 0m	BOOKR Class	
<input type="checkbox"/>	Book	09-Feb-2023		No due date	187h 54m	BOOKR Class	
<input type="checkbox"/>	Book	09-Feb-2023		No due date	278h 51m	BOOKR Class	

Send reminder to the student in case they haven't read the book yet, or remove the book from the assignment list with the red bin.

The screenshot shows the BOOKR CLASS interface. On the left is a sidebar with navigation options: BOOKR CLASS, BOOKR Class, BOOKR Class Demo School, Students, Teachers, School Admins, Licenses, Statistics, Books, Flashcards, Songs and Karaoke, Resources, Help Center, and Log out. The main content area displays a list of book assignments for a student. Each row includes a checkbox, a book cover, the book title, the type of assignment, the due date, a 'No due date' button, and the duration.

Checkbox	Book Cover	Book Title	Type	Due Date	Action	Duration
<input type="checkbox"/>		3090 Danger in Space	Book	31-Jan-2023	No due date	2256h 51m
<input type="checkbox"/>		All About Your Body	Flashcard	01-Feb-2023	No due date	346h 17m
<input type="checkbox"/>		A Tale of Washing Hands	Book	08-Feb-2023	No due date	761h 1m
<input type="checkbox"/>		Terri and the Magic Rubberboots	Book	09-Feb-2023	No due date	327h 0m
<input type="checkbox"/>		Paul and the Polar Bears	Book	09-Feb-2023	No due date	187h 54m
<input type="checkbox"/>		The Secret Life of Grandpa	Book	09-Feb-2023	No due date	278h 51m
<input type="checkbox"/>		Santas Around the World	Book	09-Feb-2023	No due date	369h 30m
<input type="checkbox"/>		The Crying Stone	Book	09-Feb-2023	No due date	587h 2m

At the bottom of the list, there is a pagination control showing 'Items per page: 10' and '1 - 10 of 45'. A purple button labeled '+ Add assignment' is located at the bottom right of the list, with a yellow arrow pointing to it from the text on the right.

Scroll down the student's profile and see a detailed list of their book assignments.

Click on 'Add assignment' and a window will pop up with all the books in the library.

Read more on the next page.

Search the library by title, keywords, and filter them based on the options below.

Select books, flashcards and karaokes. If you selected one or more content, click on 'Assign' or 'Assign Selected'. Then, in a window you can set an expiration date by which the student must read the assignment(s).





Assign to student

Books Flashcards Karaoke

Search for books

Level Genre Topic Grammar

All Books (856) Assign selected

<input type="checkbox"/>	Title	Level	Genre	Topic	Grammar	Accent
<input type="checkbox"/>	 2020 - A Year Without Sports?	2	activity book	People, Free time, Personality, Sport, Body and health	gerund and infinitive	American
<input type="checkbox"/>	 21st Century Love	5	poem	People, Science, Relationships, Smart, Technology, Cute, Friends		American
<input type="checkbox"/>	 3090 Danger in Space	3	story	Place of living, Travelling, Science, Smart, Vehicles, Friends	present tenses, prepositions, articles and nouns	American
<input type="checkbox"/>	 A Blue Classroom	1	poem	School, Relationships, Smart, Friends	present tenses, articles and nouns	British (standard)

369h 30m
587h 13m
> >|
Assignment
+ Add

The screenshot displays the BOOKR Class interface for a student's profile. On the left is a blue sidebar with navigation options: Students, Teachers, School Admins, Licenses, Statistics, Books, Flashcards, Songs and Karaoke, Resources, and Help Center. The main content area is white and contains several sections:

- Student code:** A box showing the code "FBp8:XXXXXX" and a purple "Re-generate code" button. A yellow arrow points from the text above to this box.
- Hidden levels (0):** A table with columns "Level" and "Actions". It includes a pagination bar with "Items per page: 10" and "0 of 0", and a purple "+ Add" button.
- Classes involved (1):** A section titled "Classes" containing a single entry: "3a" with a close icon and the text "Classes".
- License:** A table with columns "Status", "Start date", and "Expiry date". It features a purple "Remove license" button and a purple "Extend license" button.

Your student's 10-digit **student code** will appear here. If you'd like to generate a new code, click 'Re-generate code'.

This unique code is **automatically generated** after creating a student account, however, to have unlimited access to the Library's full content, students must have active license assigned to their account.

Student code
FBp8:XXXXXX [Re-generate code](#)

Hidden levels (0)

Level	Actions
Items per page: 10 0 of 0 << < > >>	
+ Add	

Classes involved (1)

Classes
3a [×](#) Classes

License

Status	Start date	Expiry date

[Remove license](#) [Extend license](#)

If you don't want your students to see all 9 levels in the Library you can use the 'Hide levels' function and restrict their access to certain levels.

Hide level from student [×](#)

Hide selected

<input type="checkbox"/>	Level	Action
<input type="checkbox"/>	1	Hide
<input type="checkbox"/>	2	Hide
<input type="checkbox"/>	3	Hide
<input type="checkbox"/>	4	Hide
<input type="checkbox"/>	5	Hide
<input type="checkbox"/>	6	Hide
<input type="checkbox"/>	7	Hide
<input type="checkbox"/>	8	Hide
<input type="checkbox"/>	9	Hide

The screenshot displays the BOOKR Class interface for a student's profile. On the left is a blue sidebar with navigation options: Students, Teachers, School Admins, Licenses, Statistics, Books, Flashcards, Songs and Karaoke, Resources, Help Center, and Log out. The main content area is white and contains several sections:

- Top section:** A search bar with the text "FBp8XXXXXX" and a "Re-generate code" button. To the right is a "Level" dropdown menu and an "Add" button.
- Classes involved (1):** A section with a search bar containing "3a" and a "Classes" label. An arrow points from the text on the right to this search bar.
- License section:** A table with columns for Status, Start date, and Expiry date. The status is "Active", the start date is "28-Jul-2021", and the expiry date is "28-Jul-2024". There are "Remove license" and "Extend license" buttons.
- Bottom section:** Buttons for "Delete Profile", "View Statistics", "Cancel", and "Save Changes".

You can add classes to your student by typing in the name (letter and numbers are both accepted) and by choosing from the dropdown.

If you and your student have the same class(es) added to both of your profiles, you will find that student under the 'My Students' search (see more on [page 5](#).)

Optionally, you can provide class(es) that students belong to. This way you can connect teachers to their students.



The screenshot shows the BOOKR Class interface for a student's profile. On the left is a navigation menu with options: Students, Teachers, School Admins, Licenses, Statistics, Books, Flashcards, Songs and Karaoke, Resources, Help Center, and Log out. The main content area includes a profile card with a name field containing 'FBp8XXXXXX' and a 'Re-generate code' button. Below this is a 'Classes involved (1)' section with a table showing one class: '3 a' with a close icon and the text 'Classes'. The 'License' section contains a table with columns for Status, Start date, and Expiry date. The status is 'Active', the start date is '28-Jul-2021', and the expiry date is '28-Jul-2024'. To the right of the license table are 'Remove license' and 'Extend license' buttons. At the bottom of the profile card are 'Delete Profile', 'View Statistics', 'Cancel', and 'Save Changes' buttons. A 'Level' dropdown and an 'Add' button are also visible at the top right of the main content area.

Remove the student's license, this way they are not able to fully access all the content of the Library app anymore.

Click 'Extend license'. A window pops up prompting you to choose a new licence from the pool.

The dialog box titled 'Add license to selected' shows a table with columns for Start date, Exp. date, and Available. It lists three license options, with the second one selected. At the bottom, it shows '1 selected / 3 total' and buttons for 'Cancel' and 'Add License'.

	Start date	Exp. date	Available
<input type="checkbox"/>	05-06-2021	11-30-2021	100
<input checked="" type="checkbox"/>	05-14-2021	08-31-2021	5
<input type="checkbox"/>	06-07-2021	08-31-2021	5

1 selected / 3 total

Buttons: Cancel, Add License

Remember: only users with active licenses can access all books in the Library app.

BOOKR CLASS

BOOKR Class
BOOKR Class Demo School

Students
Teachers
School Admins
Licenses
Statistics
Books
Flashcards
Songs and Karaoke
Resources
Help Center
Log out

Student's statistics

BOOKR Student Level 2

BOOKR Score: 5
Level Progress: 8%
Lexile level: 249
Class: 3a

Books assigned on current level: 45

Books completed on current level

Number of read books
Time period: 4/9/2024 - 4/15/2024

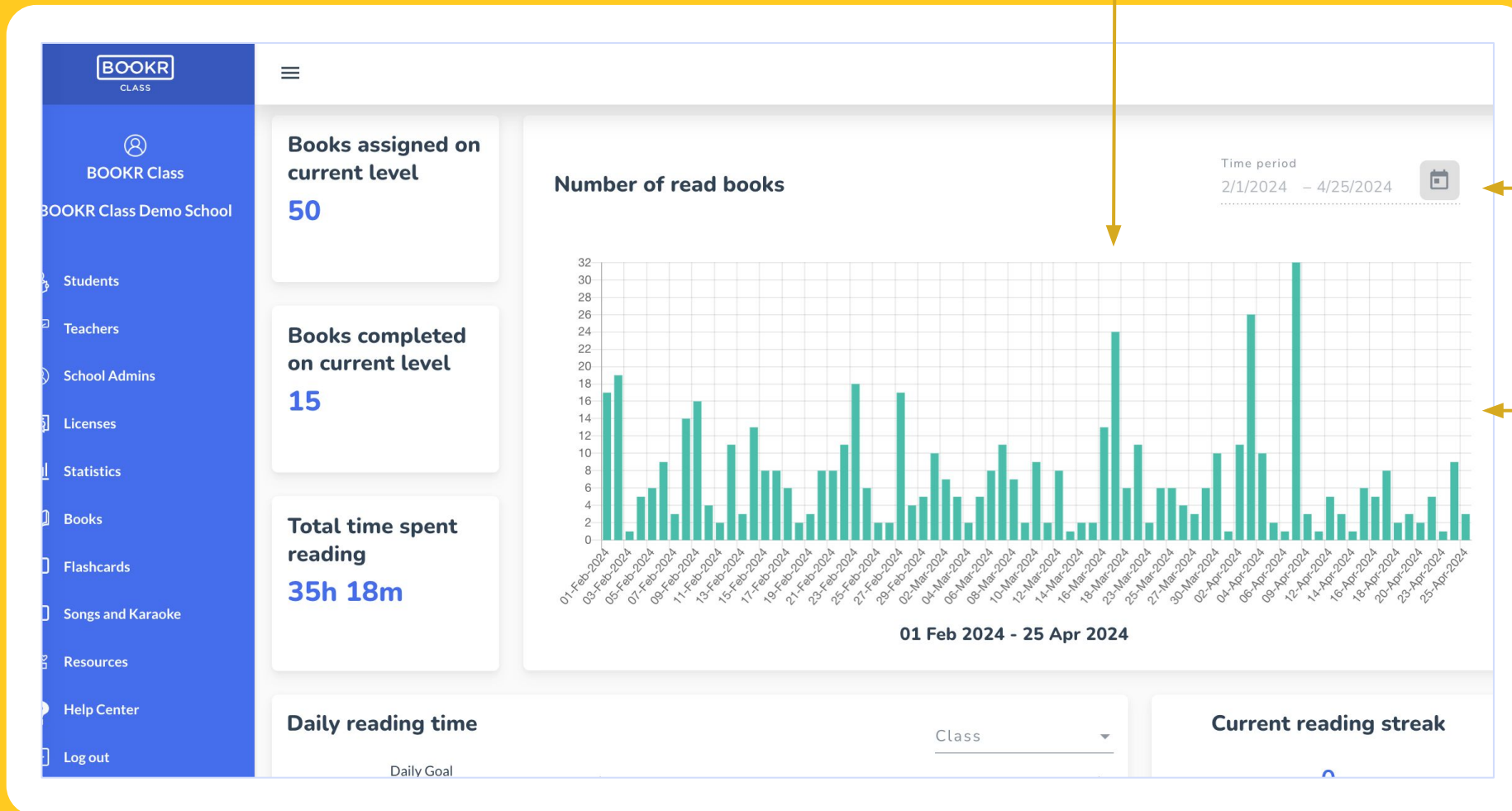
+ Add Test Assignment
Manage Student

You can assign the **Lexile Placement Test** to your student that will determine their BOOKR level (1-9).

Open the **profile page** of the student.

BOOKR Score: This number shows your student's reading achievement summed up. It calculates the average success of all books at their current level, averaged with all books.

Level Progress: This shows you how many books your student have completed on their level.



Statistics of the number of books the student read in a set amount of time.

Set the time period from which you'd like to generate the student's reading statistics.

If you hover your mouse over a column, you will see the number of books read on the given day.

The screenshot displays the BOOKR CLASS interface for a student's profile. On the left is a blue sidebar with navigation options: Students, Teachers, School Admins, Licenses, Statistics, Books, Flashcards, Songs and Karaoke, Resources, Help Center, and Log out. The main content area is divided into several sections:

- Daily reading time:** Features a donut chart showing a "Daily Goal" of 20m/day. Below the chart, it indicates that on "23 Feb 2024", the student has read for 56m.
- Calendar:** A calendar for "Feb 2024" showing a grid of days. Each day has a small circle representing the reading time goal for that day. The circles for days 9, 12, 15, 16, 21, 22, 23, 24, and 27 are green, indicating the goal was met. Other days have grey circles.
- Current reading streak:** A box showing the current streak is 0 days.
- Goal Settings:** A section with a slider set to "20 m /day" and two buttons: "Save" (purple) and "Reset" (red).
- Game success rates:** A table with columns for Title, Level, Avg, Game 1, Game 2, Game 3, Game 4, and Game 5.
- BOOKR Scores:** A section showing the "Time period" as "3/25/2024 - 4/25/2024".

You can see if your student achieved the **daily reading time** you set up for them. The grey circle turns green to show the process and is fully green once the goal has been reached.

Current reading streak: Shows how many consecutive days the student reached the set daily reading time.

Goal Settings: Set the daily reading time goal.

The screenshot displays the BOOKR interface. On the left is a navigation sidebar with options: Students, Teachers, School Admins, Licenses, Statistics, Books, Flashcards, Songs and Karaoke, Resources, Help Center, and Log out. The main content area is titled 'BOOKR Class' and 'BOOKR Class Demo School'. It features a 'Game success rates' table and a 'BOOKR Scores' chart.

Title	Level	Avg	Game 1	Game 2	Game 3	Game 4	Game 5
The Ant and the Cricket	4	97	86	100	100	100	100
Panda Panda: A Rainy Day	1	100	100	100	100		
A Scandal in Bohemia	7						
A Short Trip Home	9	79	100	25	100	71	100
Amy and Tom	1						

Below the table, there is a pagination control showing 'Items per page: 5' and '1 - 5 of 284'.

The 'BOOKR Scores' chart shows a line graph for the time period '3/15/2024 - 4/15/2024'. The x-axis represents dates from 18-Mar to 15-Apr. The y-axis represents scores from 0 to 100. The chart shows a flat line at a score of 0. Below the chart, there are level filters: Levels: 1, 2, 3, 4, 5, 6, 7, 8, 9.

At the bottom of the interface, there is a section for 'Lexile Tests (5)' and a 'Manage selected' dropdown menu.

Game success rates:
This table tells you how well your student did in a game. The numbers in the circles show you the success rate of the completed game. Use the search and filter option to find the book you are looking for.

BOOKR Scores: The lines display the reading achievements for each level. It is based on the average success of all books on a level, averaged with all books. Use the time filter for a more precise data search,

The screenshot displays the BOOKR CLASS interface. On the left is a blue sidebar with navigation options: BOOKR Class, BOOKR Class Demo School, Students, Teachers, School Admins, Licenses, Statistics, Books, Flashcards, Songs and Karaoke, Resources, Help Center, and Log out. The main content area is titled 'Lexile Tests (5)' and contains a table with columns: Assigned From, Score, Test filled at, Deadline, Test Assigned, and Actions. Below the table are pagination controls (Items per page: 10, 1 - 5 of 5) and a '+ Add assignment' button. Below this is a section for 'Reading Comprehension Tests (2)' with a 'Manage selected' dropdown.

<input type="checkbox"/>	Assigned From	Score	Test filled at	Deadline	Test Assigned	Actions
<input type="checkbox"/>	BOOKR Class			29-Feb-2024	24-Feb-2024	
<input type="checkbox"/>	BOOKR Class			26-Jan-2024	22-Jan-2024	
<input type="checkbox"/>	BOOKR Class			04-Sep-2023	29-Aug-2023	
<input type="checkbox"/>		249	11:04/17-Aug-2023		17-Aug-2023	
<input type="checkbox"/>		488	17:50/28-Jul-2023		28-Jul-2023	

Here you can see the result(s) of your student's previously taken Lexile Placement Test(s).

Assign the Lexile Test to your student. After the test is completed, you will see the score the student received.

Click on 'Add assignment' and a window will pop up to set the expiration date by which the student must complete the test.

The screenshot displays the BOOKR CLASS interface. On the left is a blue sidebar with navigation options: BOOKR Class, BOOKR Class Demo School, Students, Teachers, School Admins, Licenses, Statistics, Books, Flashcards, Songs and Karaoke, Resources, Help Center, and Log out. The main content area is titled 'Reading Comprehension Tests (2)' and features a table with the following data:

<input type="checkbox"/>	Assigned From	Title	Score	Test filled at	Deadline	Test Assigned	Actions
<input type="checkbox"/>	BOOKR Class	End of year test	50%	13:37/11-Apr-2024	12-Apr-2024	11-Apr-2024	Reassign
<input type="checkbox"/>	BOOKR Class	Test 01	30%	13:28/11-Apr-2024		24-Feb-2024	

Below the table is a 'Reading statistics' section with two tabs: 'All books read' and 'Assigned books'. At the bottom, there is a search bar for books, a 'Reading status' dropdown, and a 'Time period' dropdown.

Here you can see the result(s) of your student's previously taken **Reading Comprehension Test(s)**.

Click on 'Reassign' to make your student fills out the test again. In this case, the student receives a notification in the Library app.

You can set a deadline for completion, but it's not mandatory.

Read more on how to create a Reading Comprehension Test on [pages 51-53](#).

Gain information about your student's **reading statistics** of every book in the Library app. You can also export the data. See information such as reading status, time spent reading, number of readings....

Reading statistics

All books read (284) [+ Add assignment](#) [Export Statistics](#)

Title	Reading status	Voice recordings	First open ↑	Last open	Comp	List of exercises
The Ant and the Cricket	Completed		12:51/11-Oct-2022	16:02/23-Feb-2024	16:02/ Feb-24	5/5 Details
Panda Panda: A Rainy Day	Completed		18:21/26-Jul-2022	16:08/23-Feb-2024	16:08/ Feb-24	3/3 Details
A Scandal in Bohemia	Started		03:57/11-Oct-2022	12:38/20-Jul-2023	N/A	0/0 Details
A Short Trip Home	Completed		15:50/25-May-2023	16:14/23-Feb-2024	16:14/ Feb-24	5/5 Details
Amy and Tom	Started		15:55/25-May-2023	15:55/25-May-2023	N/A	0/0 Details
At the market	Started		14:18/10-Mar-2023	14:18/10-Mar-2023	N/A	0/0 Details

The Ant and the Cricket - List of exercises

Title	Skillset	Status	Nr. of elements	Nr. of attempts	Nr. of correct attempts	Nr. of wrong attempts
grouping sentences	reading	Completed	6	-	6	1
searching game	cognitive	Completed	10	10	-	-
gap-filling	reading	Completed	7	-	7	0
jumbled word	vocabulary	Completed	6	6	-	-
jumbled word	vocabulary	Completed	3	3	-	-

5 total

Click on '**Details**' at the end of the table to see more detailed information about the **game statistics**.

Click on 'Add assignment' to choose any book(s) from the Library app and assign them to your student. You can even set a deadline.

Reading statistics

All books read Assigned books

Search for book

Reading status Time period

All books read (284) + Add assignment Export Statistics

	Title	Reading status	Voice recordings	First open ↑	Last open	Comp	List of exercises
<input type="checkbox"/>	The Ant and the Cricket	Completed		12:51/11-Oct-2022	16:02/23-Feb-2024	16:02/23-Feb-24	5/5 Details
<input type="checkbox"/>	Panda Panda: A Rainy Day	Completed		18:21/26-Jul-2022	16:08/23-Feb-2024	16:08/23-Feb-24	3/3 Details
<input type="checkbox"/>	A Scandal in Bohemia	Started		03:57/11-Oct-2022	12:38/20-Jul-2023	N/A	0/0 Details
<input type="checkbox"/>	A Short Trip Home	Completed		15:50/25-May-2023	16:14/23-Feb-2024	16:14/23-Feb-24	5/5 Details
<input type="checkbox"/>	Amy and Tom	Started		15:55/25-May-2023	15:55/25-May-2023	N/A	0/0 Details
<input type="checkbox"/>	At the market	Started		14:18/10-Mar-2023	14:18/10-Mar-2023	N/A	0/0 Details

The student receives a notification about all the assignments in the Library app. Also, all of these books are displayed under the app's 'My Books' view.

Assign to student Books Flashcards Karaoke

Search for books

Level 1 Genre Aliens and monsters Grammar

All Books (9) Assign selected

	Title	Level	Genre	Topic	Grammar	Accent	Action
<input checked="" type="checkbox"/>	A Vampire Tale	1	story, picture book	Lifestyle, Free time, Aliens and monsters	present tenses	American	Assign
<input type="checkbox"/>	Abomo's Alphabet	1	activity book	Alphabet, Smart, Aliens and monsters		British (standard)	Assign
<input type="checkbox"/>	Arty Mouse Shapes	1	activity book	Colors and shapes, Free time, Animals, Aliens and monsters, Friends	present tenses	British (standard)	Assign
<input checked="" type="checkbox"/>	Friends	1	picture book	School, Relationships, Animals, Aliens and monsters, Friends, Authentic Reader	past tenses	American	Assign
<input checked="" type="checkbox"/>	I Want Ice Cream!	1	picture book	Travelling, Aliens and monsters, Vehicles, Funny	present tenses, articles and	American	Assign

Use the **search and filter options** to find the content you are looking for. This way you can easily create **unique curriculum** to your students, assigning them books based on their interests, results or proficiency.

More useful data is displayed at the bottom of the Statistics page.

The screenshot shows the 'Statistics' page for a student. The top navigation bar includes 'BOOKR CLASS', 'BOOKR Class', and 'BOOKR Class Demo School'. A sidebar on the left lists various features like 'Students', 'Teachers', 'School Admins', 'Licenses', 'Statistics', 'Books', 'Flashcards', 'Songs and Karaoke', 'Resources', and 'Help Center'. The main content area displays several statistics: 'Reading minutes' (2111m), 'Game minutes' (527m), 'Books completed' (106), and 'Pages read' (2789). Below these is a horizontal bar chart showing reading time distribution: 'Before 8 AM' (red), 'In school' (blue), 'After 4 PM' (yellow), and 'Weekends' (green). A section titled 'Last 6 books read' shows book covers for 'MY FIRST BOOK ABOUT THE UNIVERSE', 'Travel Around the World', 'SHERLOCK HOLMES THE DYING DETECTIVE', 'Merlin', 'IN A FIELD OF DANDELIONS', and 'TURBO WASH'. At the bottom, there are sections for 'Achievements' (Read in row: 0) and 'Reading range' (a donut chart showing 'Above range' in green).

This screenshot shows a more detailed view of the 'Statistics' page. It includes the same top navigation and sidebar as the previous screenshot. The main content area features a 'Reading range' donut chart with a legend: 'Above range' (green), 'Below range' (red), and 'On target' (yellow). The 'Achievements' section shows 'Read in row: 0'. The 'Learning progress' section includes 'New words total' (214), 'New words this month' (0), 'Words to master in level' (906), and 'Books to complete in level' (172). A 'Developed skillset with games' section lists 'vocabulary', 'reading', 'listening', 'cognitive', and 'fun'. At the bottom right, there are buttons for 'Manage Student' and 'Export Statistics'.

You can see the same statistics that the student sees in the 'My Profile' view inside the Library application.

Export the full student statistics as a PDF to your device.

Teacher's Dashboard Functions | Licenses

- Every user in the BOOKR Class system needs to have a **valid license** in order to use the app.
- You can be a registered user and not have a license. In this case you are not able to access all the books in the Library even though you have an account.
If you are a teacher without a valid license, you do not have access to the Library app but can access the Teacher's Dashboard.
- Each license has a start and end date, starting from the date your school has requested.
- It's important to remember the end date of the licence and renew it before it ends.
- You as a teacher can add or remove student licenses any time.
- Teacher licenses are managed by the School Admin appointed by the school.

See a summary of licences that your school has purchased.

A license can be reassigned to another user as many times as a teacher wants within its expiry.

BOOKR CLASS

BOOKR Class
BOOKR Class Demo School

Students
Teachers
School Admins
Licenses
Statistics
Books
Flashcards
Songs and Karaoke
Resources
Help Center
Log out

Licenses

Total amount of licences in the school
45

Nr. of licenses	Start date	Exp. date	Available
10	28-Jul-2021	28-Jul-2024	0
1	13-Oct-2023	13-Oct-2024	0
2	14-Feb-2024	14-Feb-2026	0
10	13-Mar-2024	13-May-2024	0
10	19-Mar-2024	19-Jun-2024	6
10	02-Apr-2024	02-Apr-2026	4
2	18-Apr-2024	18-Apr-2025	0

All users
265

Active licenses
38

Licences starting in less than 7 days
0

Teacher's Dashboard Functions | Licenses

Scroll down the page to see the registered students.

Search users by name, email or use the filters.

See the current 'Licence status' here.

BOOKR Class
BOOKR Class Demo School

Students
Teachers
School Admins
Licenses
Statistics
Books
Flashcards
Songs and Karaoke
Resources
Help Center
Log out

v1.22.8

All users: 265
Active licenses: 38
Licences starting in less than 7 days: 0
Licences expiring in less than 7 days: 0

Search for teacher or student
Search for email
Search for student code
Type: Student
Class: 1, 1.b
License status

All (12) Manage selected

<input type="checkbox"/>	Name ↑	Type	Student Code	Class	Licence status	Start Date	Actions
<input type="checkbox"/>	Andrea Pallotta	Student	9692941412241460	1	Active	02-Apr-	Manage license
<input type="checkbox"/>	asasa	Student	KGAXAM	1	Expired	29-Jun-	Manage license
<input type="checkbox"/>	Edőcs Zsófi	Student	8720041922090772	1	Active	19-Mar-	Manage license
<input type="checkbox"/>	Gyányi Dominika	Student	USYYb6bEZ9	1.b	Active	28-Jul-	Manage license
<input type="checkbox"/>	Sára Elbert	Student	7671798710270793	1.b	Missing	N/A	Manage license

License statuses:

Active: full access to the Library App and can read all the books until the expiry date

Missing: no active license, no access to the Library App

Not yet started: the license start date is in the future. The access will automatically start on the given date.

Expired: the license has passed its expiry date. The user can still login to the Library App, but can only access the free books.

The screenshot displays the BOOKR CLASS interface for managing licenses. The sidebar on the left contains navigation options: Students, Teachers, School Admins, Licenses (highlighted), Statistics, Books, Flashcards, Songs and Karaoke, Resources, Help Center, and Log out. The top summary section shows four key metrics: All users (265), Active licenses (38), Licences starting in less than 7 days (0), and Licences expiring in less than 7 days (0). Below this are search filters for teacher or student, email, and student code, along with dropdowns for Type (Student), Class (1, 1.b), and License status. The main table lists 12 users, with a dropdown menu open for the 'Manage license' action of the user Gyányi Dominika. The dropdown menu options are: Add/Extend License, Remove License, Delete User, and Manage license (selected).

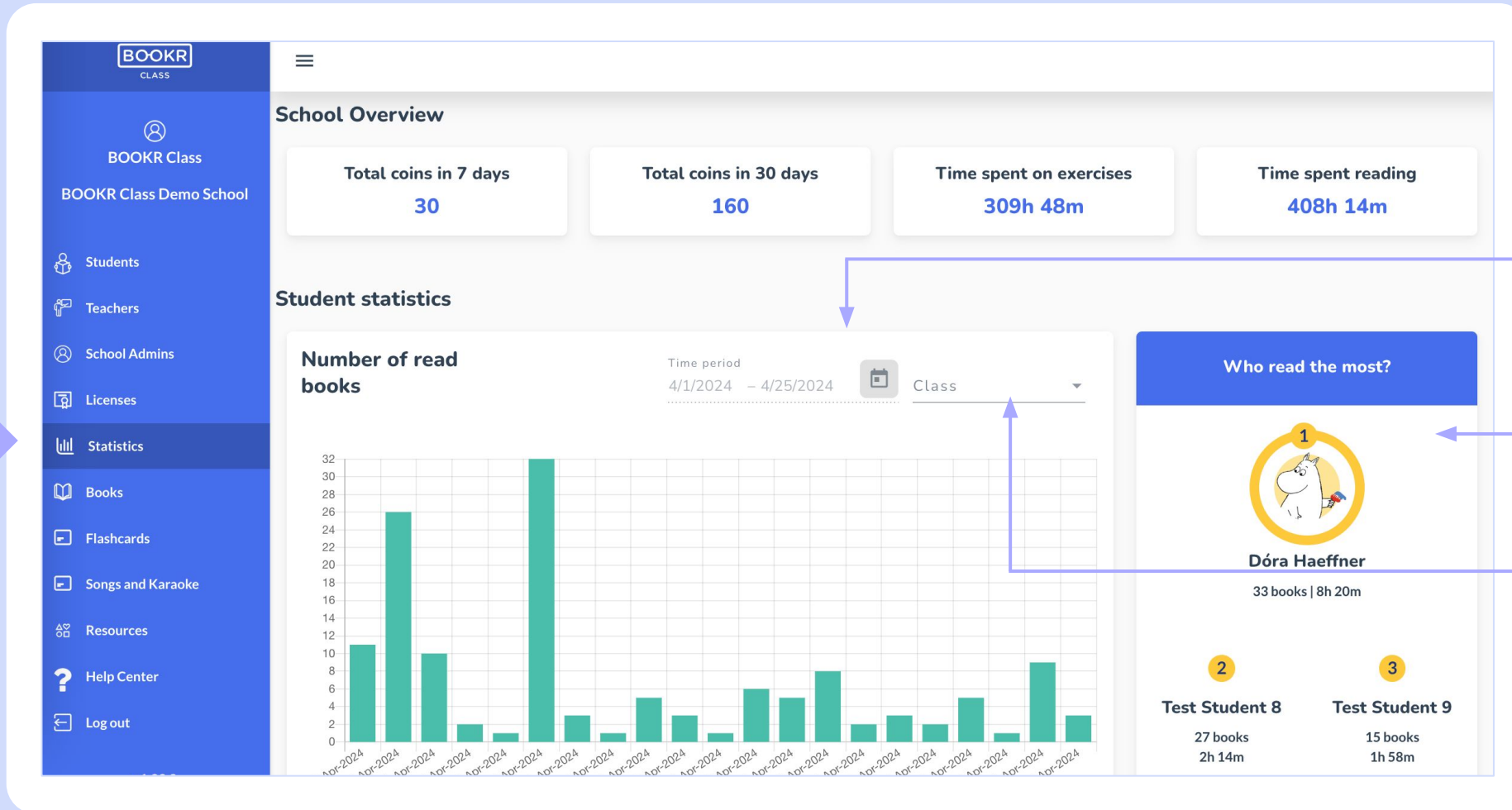
	Name ↑	Type	Student Code	Class	Licence status	Start Date	Actions
<input type="checkbox"/>	Andrea Pallotta	Student	9692941412241460	1	Active	02-Apr-	Add/Extend License
<input type="checkbox"/>	asasa	Student	KGAXAM	1	Expired	29-Jun-	Remove License
<input type="checkbox"/>	Edőcs Zsófi	Student	8720041922090772	1	Active	19-Mar-	Delete User
<input checked="" type="checkbox"/>	Gyányi Dominika	Student	USYYb6bEZ9	1.b	Active	28-Jul-	Manage license
<input type="checkbox"/>	Sára Elbert	Student	7671798710270793	1.b	Missing	N/A	Manage license

Select and manage the student(s) license(s).

Click on 'Manage license' to either add/extend or remove their license, or delete the user from the system.

If you remove a license from a user, it can be reassigned to another user as many times as the teacher wants within its expiry.

Teacher's Dashboard Functions | Statistics



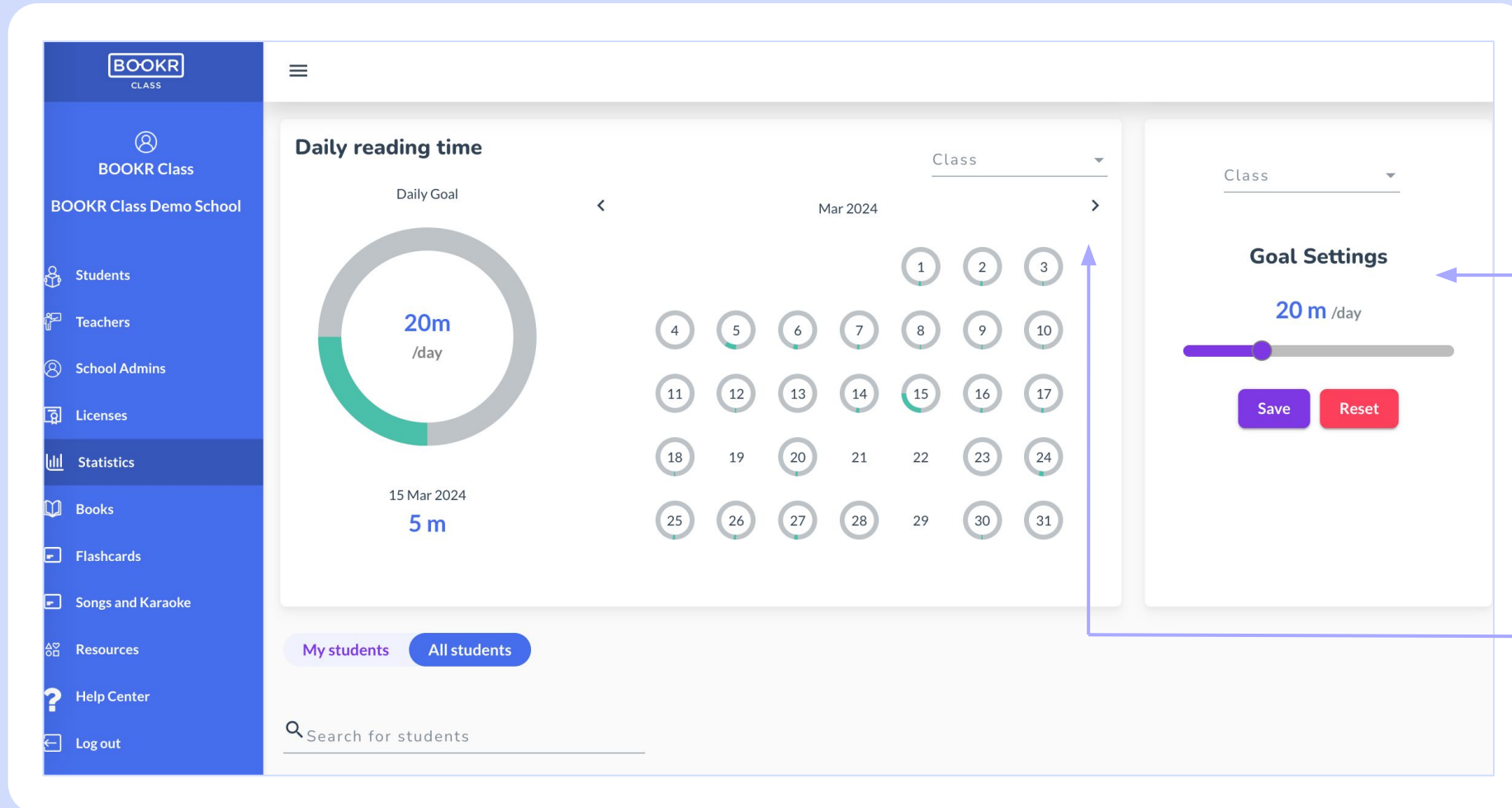
In this section you can see the **overall achievement** and reading activity of **all students in your school**.

Set the time period for which you'd like to see the statistics.

See the performance ranking of your students.

Filter by classes.

Statistics | Daily Reading Time



Scroll down the 'Statistics' page to see and manage the students' daily reading time.

Set the daily minimum reading time your students need to achieve.

Use the **class filter** to narrow down the school list.

Use the arrows to see statistics for other months.

BOOKR CLASS

BOOKR Class Demo School

Students

Teachers

School Admins

Licenses

Statistics

Books

Flashcards

Songs and Karaoke

Resources

Help Center

Log out

My students All students

Search for students

Class Learning difficulty

All Students (236) Export Statistics

<input type="checkbox"/>	Name	Class	Books finished	Books started ↓	Assigned books finished	Assigned books started	BO	Action
<input type="checkbox"/>	BOOKR Student	3a	60	284	3	18	5	View statistics
<input type="checkbox"/>	Novakid Demo		12	224	0	0	1	View statistics
<input type="checkbox"/>	Gyányi Dominika	1.b	78	193	3	3	4	View statistics
<input type="checkbox"/>	Fargoes Malaysia2		91	145	0	0	14	View statistics
<input type="checkbox"/>	Dóra Haeffner		92	133	0	0	3	View statistics
<input type="checkbox"/>	Julie Smith		16	105	0	0	1	View statistics

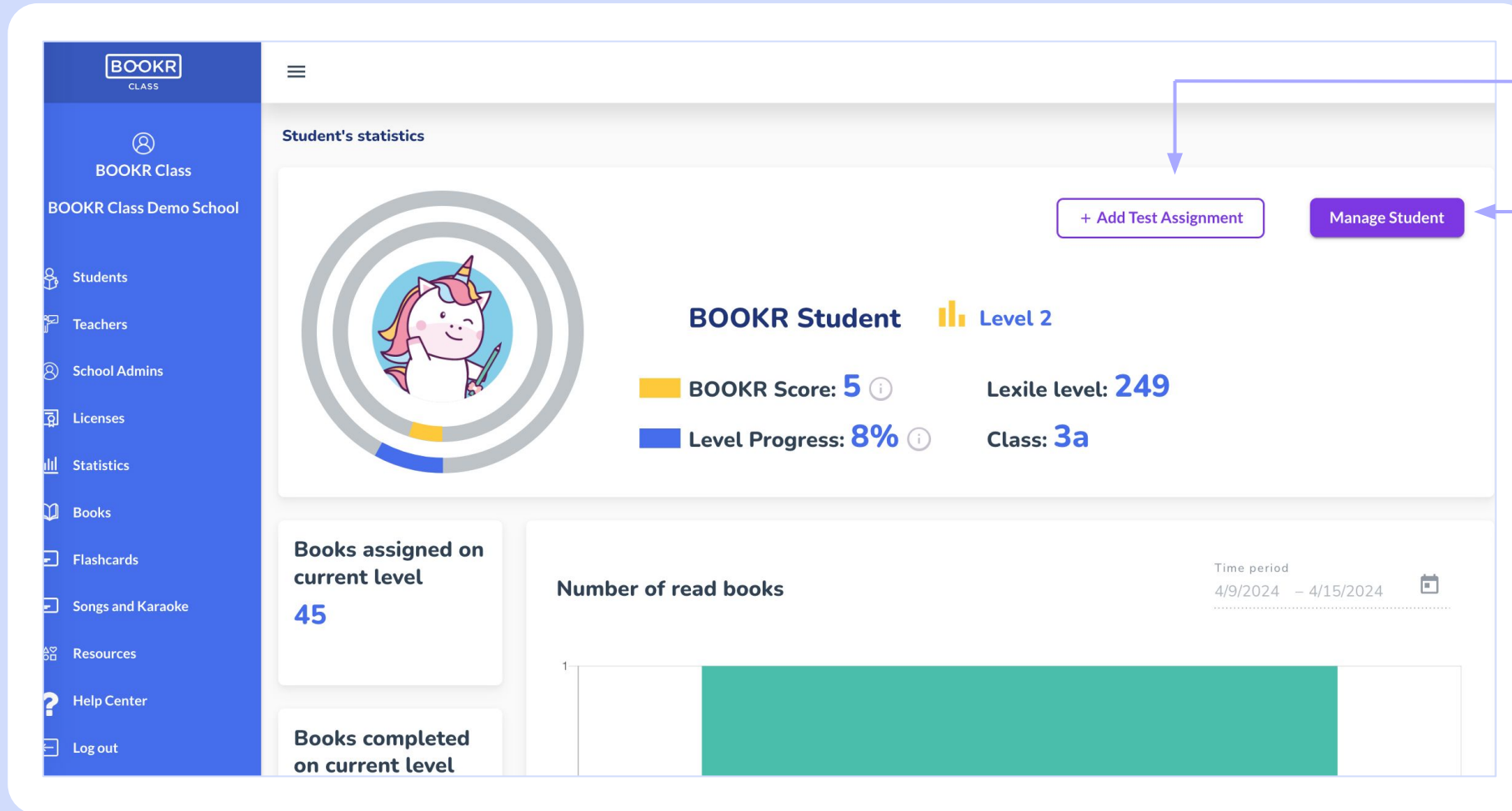
Scroll down the 'Statistics' page to see a list of students and their statistics.

Scroll right in the table for more information.

Click on 'View statistics' to open a student's individual statistics page.

More details about the individual student statistics are on the next pages.

Statistics | Student's Individual Statistics

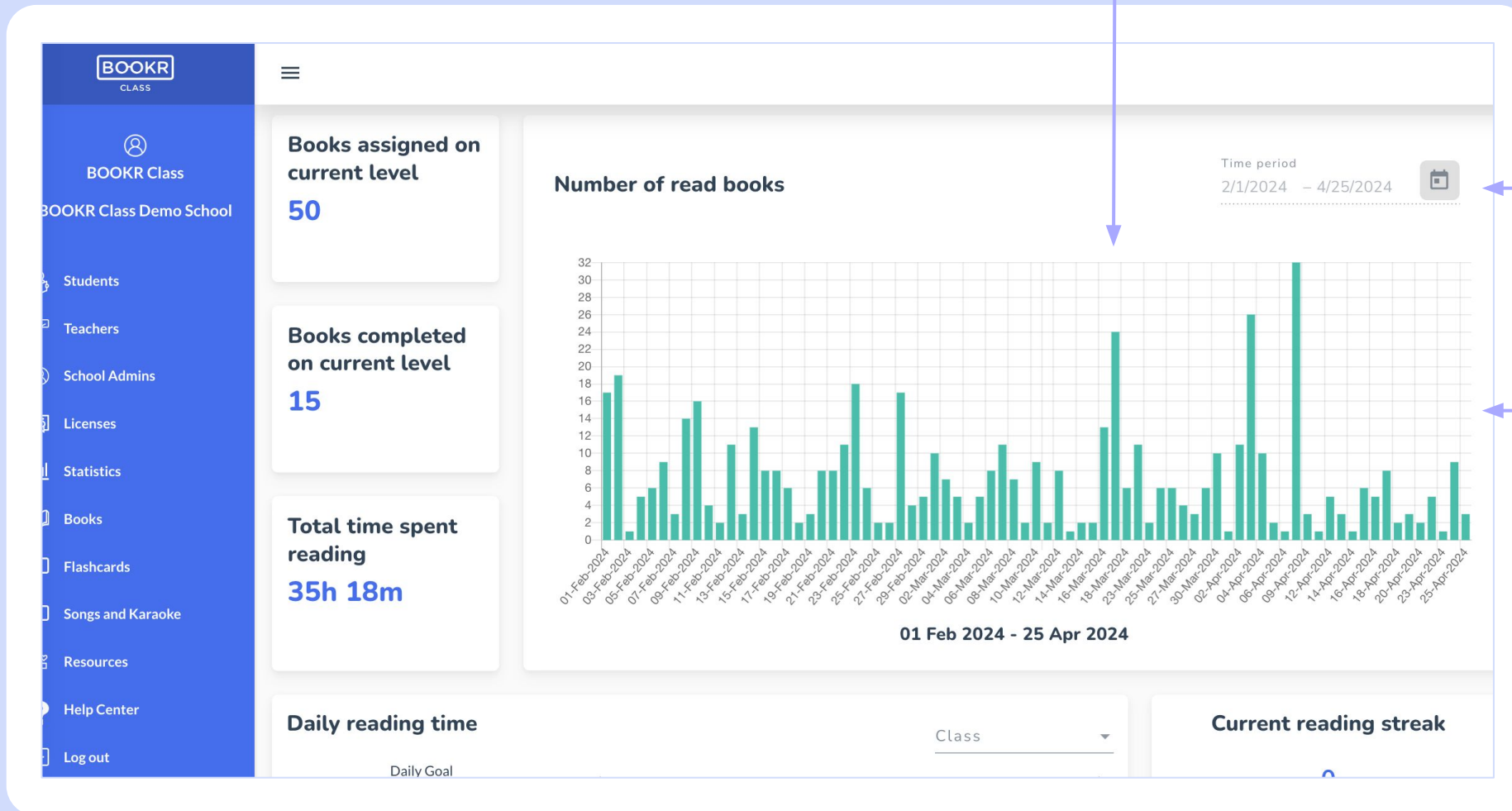


You can assign the **Lexile Placement Test** to your student that will determine their BOOKR level (1-9).

Open the **profile page** of the student.

BOOKR Score: This number shows your student's reading achievement summed up. It calculates the average success of all books at their current level, averaged with all books.

Level Progress: This shows you how many books your student have completed on their level.

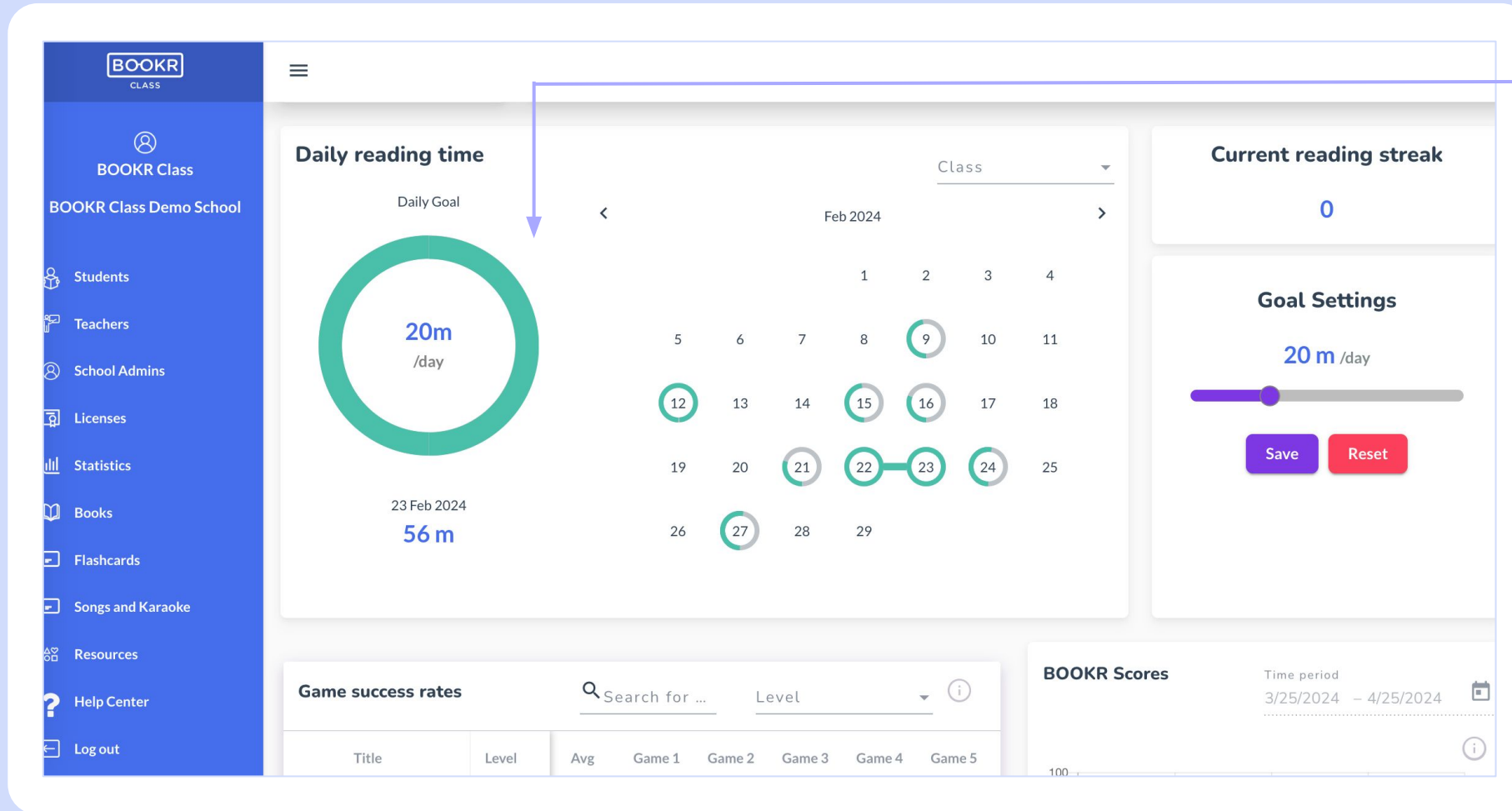


Statistics of the number of books the student read in a set amount of time.

Set the time period from which you'd like to generate the student's reading statistics.

If you hover your mouse over a column, you will see the number of books read on the given day.

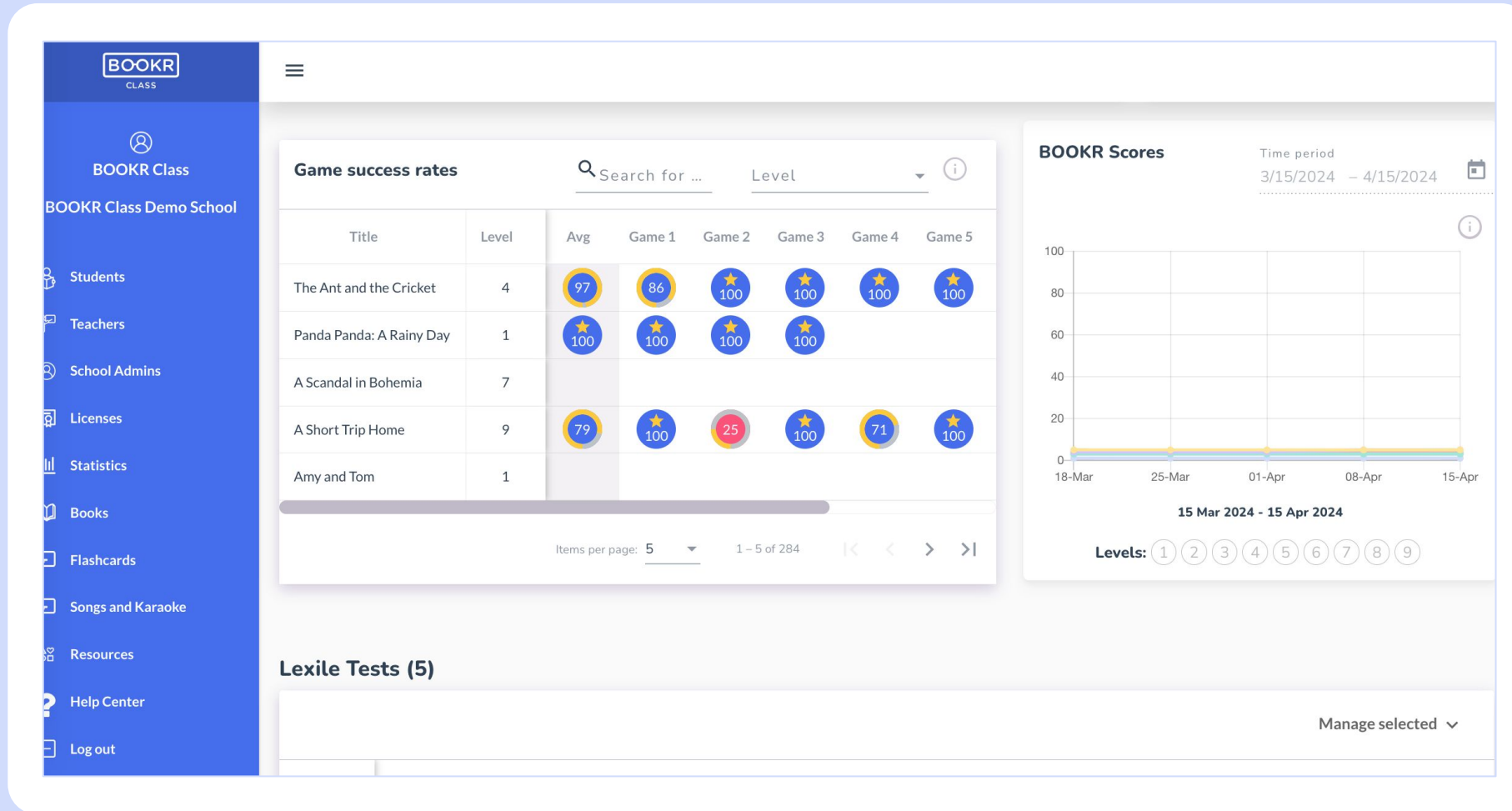
Statistics | Student's Individual Statistics



You can see if your student achieved the **daily reading time** you set up for them. The grey circle turns green to show the process and is fully green once the goal has been reached.

Current reading streak: Shows how many consecutive days the student reached the set daily reading time.

Goal Settings: Set the daily reading time goal.



Game success rates:
This table tells you how well your student did in a game. The numbers in the circles show you the success rate of the completed game. Use the search and filter option to find the book you are looking for.

BOOKR Scores: The lines display the reading achievements for each level. It is based on the average success of all books on a level, averaged with all books. Use the time filter for a more precise data search,

The screenshot displays the BOOKR CLASS interface. On the left is a blue sidebar with navigation options: BOOKR Class, BOOKR Class Demo School, Students, Teachers, School Admins, Licenses, Statistics, Books, Flashcards, Songs and Karaoke, Resources, Help Center, and Log out. The main content area is titled 'Lexile Tests (5)' and contains a table with columns: Assigned From, Score, Test filled at, Deadline, Test Assigned, and Actions. Below the table are pagination controls: 'Items per page: 10', '1 - 5 of 5', and navigation arrows. A purple '+ Add assignment' button is located at the bottom right of the table area. Below the Lexile Tests section is a section for 'Reading Comprehension Tests (2)' with a 'Manage selected' dropdown.

<input type="checkbox"/>	Assigned From	Score	Test filled at	Deadline	Test Assigned	Actions
<input type="checkbox"/>	BOOKR Class			29-Feb-2024	24-Feb-2024	
<input type="checkbox"/>	BOOKR Class			26-Jan-2024	22-Jan-2024	
<input type="checkbox"/>	BOOKR Class			04-Sep-2023	29-Aug-2023	
<input type="checkbox"/>		249	11:04/17-Aug-2023		17-Aug-2023	
<input type="checkbox"/>		488	17:50/28-Jul-2023		28-Jul-2023	

Here you can see the result(s) of your student's previously taken Lexile Placement Test(s).

Assign the Lexile Test to your student. After the test is completed, you will see the score the student received.

Click on **'Add assignment'** and a window will pop up to set the expiration date by which the student must complete the test.

The screenshot displays the BOOKR CLASS interface. On the left is a blue sidebar with navigation options: Students, Teachers, School Admins, Licenses, Statistics, Books, Flashcards, Songs and Karaoke, Resources, Help Center, and Log out. The main content area is titled "Reading Comprehension Tests (2)" and features a table with the following data:

<input type="checkbox"/>	Assigned From	Title	Score	Test filled at	Deadline	Test Assigned	Actions
<input type="checkbox"/>	BOOKR Class	End of year test	50%	13:37/11-Apr-2024	12-Apr-2024	11-Apr-2024	Reassign
<input type="checkbox"/>	BOOKR Class	Test 01	30%	13:28/11-Apr-2024		24-Feb-2024	

Below the table is a "Reading statistics" section with two tabs: "All books read" and "Assigned books". At the bottom, there is a search bar labeled "Search for book" and filters for "Reading status" and "Time period".

Here you can see the result(s) of your student's previously taken **Reading Comprehension Test(s)**.

Click on 'Reassign' to make your student fills out the test again. In this case, the student receives a notification in the Library app.

You can set a deadline for completion, but it's not mandatory.

Read more on how to create a Reading Comprehension Test on [pages 51-53](#).

Statistics | Student's Individual Statistics

Gain information about your student's **reading statistics** of every book in the Library app. You can also export the data. See information such as reading status, time spent reading, number of readings....

The screenshot shows the 'Reading statistics' page for 'All books read (284)'. The page includes a search bar, filters for 'Reading status' and 'Time period', and a table of books. The table has columns for Title, Reading status, Voice recordings, First open, Last open, Comp, and List of exercises. A '+ Add assignment' and 'Export Statistics' button are also visible.

Title	Reading status	Voice recordings	First open	Last open	Comp	List of exercises
The Ant and the Cricket	Completed		12:51/11-Oct-2022	16:02/23-Feb-2024	16:02, Feb-21	5/5 Details
Panda Panda: A Rainy Day	Completed		18:21/26-Jul-2022	16:08/23-Feb-2024	16:08, Feb-21	3/3 Details
A Scandal in Bohemia	Started		03:57/11-Oct-2022	12:38/20-Jul-2023	N/A	0/0 Details
A Short Trip Home	Completed		15:50/25-May-2023	16:14/23-Feb-2024	16:14, Feb-21	5/5 Details
Amy and Tom	Started		15:55/25-May-2023	15:55/25-May-2023	N/A	0/0 Details
At the market	Started		14:18/10-Mar-2023	14:18/10-Mar-2023	N/A	0/0 Details

The modal window displays a table of exercises for 'The Ant and the Cricket'. The table has columns for Title, Skillset, Status, Nr. of elements, Nr. of attempts, Nr. of correct attempts, and Nr. of wrong attempts.

Title	Skillset	Status	Nr. of elements	Nr. of attempts	Nr. of correct attempts	Nr. of wrong attempts
grouping sentences	reading	Completed	6	-	6	1
searching game	cognitive	Completed	10	10	-	-
gap-filling	reading	Completed	7	-	7	0
jumbled word	vocabulary	Completed	6	6	-	-
jumbled word	vocabulary	Completed	3	3	-	-

5 total

Click on '**Details**' at the end of the table to see more detailed information about the **game statistics**.

Statistics | Student's Individual Statistics

Click on 'Add assignment' to choose any book(s) from the Library app and assign them to your student. You can even set a deadline.

Reading statistics

All books read Assigned books

Search for book

Reading status Time period

All books read (284) + Add assignment Export Statistics

	Title	Reading status	Voice recordings	First open ↑	Last open	Comp	List of exercises
<input type="checkbox"/>	The Ant and the Cricket	Completed		12:51/11-Oct-2022	16:02/23-Feb-2024	16:02/ Feb-24	5/5 Details
<input type="checkbox"/>	Panda Panda: A Rainy Day	Completed		18:21/26-Jul-2022	16:08/23-Feb-2024	16:08/ Feb-24	3/3 Details
<input type="checkbox"/>	A Scandal in Bohemia	Started		03:57/11-Oct-2022	12:38/20-Jul-2023	N/A	0/0 Details
<input type="checkbox"/>	A Short Trip Home	Completed		15:50/25-May-2023	16:14/23-Feb-2024	16:14/ Feb-24	5/5 Details
<input type="checkbox"/>	Amy and Tom	Started		15:55/25-May-2023	15:55/25-May-2023	N/A	0/0 Details
<input type="checkbox"/>	At the market	Started		14:18/10-Mar-2023	14:18/10-Mar-2023	N/A	0/0 Details

The student receives a notification about all the assignments in the Library app. Also, all of these books are displayed under the app's 'My Books' view.

Assign to student

Books Flashcards Karaoke

Search for books

Level 1 Genre Aliens and monsters Grammar

All Books (9) Assign selected

	Title	Level	Genre	Topic	Grammar	Accent	Action
<input checked="" type="checkbox"/>	A Vampire Tale	1	story, picture book	Lifestyle, Free time, Aliens and monsters	present tenses	American	Assign
<input type="checkbox"/>	Abomo's Alphabet	1	activity book	Alphabet, Smart, Aliens and monsters		British (standard)	Assign
<input type="checkbox"/>	Arty Mouse Shapes	1	activity book	Colors and shapes, Free time, Animals, Aliens and monsters, Friends	present tenses	British (standard)	Assign
<input checked="" type="checkbox"/>	Friends	1	picture book	School, Relationships, Animals, Aliens and monsters, Friends, Authentic Reader	past tenses	American	Assign
<input checked="" type="checkbox"/>	I Want Ice Cream!	1	picture book	Travelling, Aliens and monsters, Vehicles, Funny	present tenses, articles and	American	Assign

Use the **search and filter options** to find the content you are looking for. This way you can easily create **unique curriculum** to your students, assigning them books based on their interests and results.

Statistics | Student's Individual Statistics

More useful data is displayed at the bottom of the Statistics page.

The screenshot shows the BOOKR Class interface for a student. The top navigation bar includes the BOOKR CLASS logo and a hamburger menu. The main content area displays the following statistics:

- Reading minutes: 2111m
- Game minutes: 527m
- Books completed: 106
- Pages read: 2789

Below these statistics is a horizontal bar chart showing reading time distribution by category: Before 8 AM (red), In school (blue), After 4 PM (yellow), and Weekends (green).

The 'Last 6 books read' section displays the following book covers:

- MY FIRST BOOK ABOUT THE UNIVERSE
- Travel Around the World
- SHERLOCK HOLMES THE DYING DETECTIVE
- Merlin
- IN A FIELD OF DANDELIONS
- TURBO WASH

The 'Achievements' section shows 'Read in row: 0'. The 'Reading range' section features a donut chart with a legend: Above range (green), Below range (red), and On target (yellow). The 'Learning progress' section shows 'New words total: 214' and 'New words this month: 0'. The 'Words to master in level: 906' and 'Books to complete in level: 172' are also displayed. The 'Developed skillset with games' section lists: vocabulary, reading, listening, cognitive, fun.

At the bottom right, there are two buttons: 'Manage Student' and 'Export Statistics'.

The screenshot shows the BOOKR Class interface for a student. The top navigation bar includes the BOOKR CLASS logo and a hamburger menu. The main content area displays the following statistics:

- Read in row: 0
- New words total: 214
- New words this month: 0
- Words to master in level: 906
- Books to complete in level: 172

The 'Reading range' section features a donut chart with a legend: Above range (green), Below range (red), and On target (yellow). The 'Developed skillset with games' section lists: vocabulary, reading, listening, cognitive, fun.

At the bottom right, there are two buttons: 'Manage Student' and 'Export Statistics'.

Export the full student statistics to your device.

You can see the same statistics that the student sees in the 'My Profile' view inside the Library application.

Book statistics

Most assigned book
A Day at the Beach

Spent most time with
Ancient Civilisations in Europe

Most added to favorites
I'm a Ninja

Search for books

Level

All Books (1122)

Title	Nr. of reads	Nr. of assigns	Nr. added to favorite	Total time spent reading	Action
Ancient Civilisations in Europe	3	1	0	0h 24m	View Book
A Day at the Beach	3	6	0	0h 26m	View Book

Going back to the school view of Statistics, scroll down the page to find more details on the books.




Search by title and/or level.

Click on 'View Book' to learn more about a certain book.

Scroll right in the table for more information.

Teacher's Dashboard Functions | Books

The screenshot displays the 'Books' section of the BOOKR CLASS dashboard. On the left is a blue sidebar with navigation icons for Students, Teachers, School Admins, Licenses, Statistics, Books (highlighted), Flashcards, Songs and Karaoke, Resources, Help Center, and Log out. The main content area has a 'Books' header with three filter tabs: 'All books' (selected), 'Books with activity tips', and 'Books with Flashcards'. Below the tabs are search and filter options: a search bar, a 'Series' dropdown, 'Level', 'Topic', and 'Grammar' dropdowns. A table titled 'All Books (852)' contains columns for checkboxes, book covers, titles, levels, Lexile levels, CEFR levels, special features, recommended age groups, topics, and actions. Three books are listed: '2020 - A Year Without Sports?', '21st Century Love', and '3090 Danger in Space'. Each row has a 'Manage book' button with a dropdown arrow. At the top right of the table are buttons for 'Create Vocabulary Test', 'Generate Comprehension Quiz', and 'Assign/Remove selected'.

<input type="checkbox"/>		Title	Level	Lexile level	CEFR	Special	Recommended age group	Topic	Actions
<input type="checkbox"/>		2020 - A Year Without Sports?	2	0	pre-A1		6 - 10	People, Free Personality, and health	Manage book ▾
<input type="checkbox"/>		21st Century Love	5	580	A2		12 - 16	People, Scie Relationship Technology, Friends	Manage book ▾
<input type="checkbox"/>		3090 Danger in Space	3	0	A1		8 - 12	Place of livi Travelling, S Smart, Vehi	Manage book ▾

Find all the books in this section.

Certain books are completed with **activity tips** and/or vocabulary building and pronunciation practicing **Flashcards**.

Search by keyword or book title and filter based on the options below.

By clicking on 'Manage book' you can open the book profile page or assign it to students. See the book profile page on the next slide.

Teacher's Dashboard Functions | Books

Scroll right in the 'All Books' table to gain many insightful information about each book. Use them as filters and find easily the title you need for your class.

	Title	Level	Lexile level	CEFR	Special	Recommended age group	Topic	Parts of the series	Gr	Actions
<input type="checkbox"/>	Bob's Tales I - Bob's Dream	5	530	A2		6 - 10	People, Nature, Personality, Animals	30	pres	Manage bo
<input type="checkbox"/>	Bob's Tales II - The Dream Job	5	580	A2		6 - 10	People, Nature, Personality, Animals	30	pres	Manage bo
<input type="checkbox"/>	Bob's Tales III - Bad News	5	560	A2		6 - 10	People, Nature, Personality, Animals, Friends	30	pres	Manage bo

	Title	Grammar	Accent	Type of exercises	Word count	Activity tips	Time read	Actions
<input type="checkbox"/>	A Day at the Beach	present tenses	British (standard)	Drag and drop, Drag to group, Labelling, Listening, Maze, Quiz	134	Download PDF	1968h 16m	Manage bo
<input type="checkbox"/>	A Man in Love		British (standard)	Drag and drop, Drag and drop, Drag to group, Word finder	163	Download PDF	57h 42m	Manage bo
<input type="checkbox"/>	A Tale of Washing Hands	past tenses	British (standard)	Drag to group, Labelling, Quiz, Word finder	666	Download PDF	812h 12m	Manage bo

Many important information is displayed about the books, such as: BOOKR level, Lexile score, CEFR, recommended age group, covered topic(s), grammar, accent of the narration, types of exercises etc.

The screenshot displays the BOOKR CLASS interface. On the left is a blue sidebar with navigation options: Students, Teachers, School Admins, Licenses, Statistics, Books (highlighted), Flashcards, Songs and Karaoke, Resources, Help Center, and Log out. The main content area is titled 'Books / Book details' and features a table with the following data:

Recommended age group	Level	Specials	Lexile level	Coins	Badge	Activity tip
6 - 10	5		540	9		Download PDF

Below the table is the book's cover for 'The Organ Gala', which depicts a brain character on a stage. To the right of the cover, the book title 'The Organ Gala' is displayed, followed by a description: 'Can you tell me which organ helps your stomach? Or which organ manages your emotions? Meet the organs at The Organ Gala and find out!'. Below the description, the following metadata is listed: Publisher: Bookr Kids, Author: Sara E., Illustrator: Bookr Kids, Narrator: Taran Sandhu, and ISBN: 0000000000.

See details of the book's age group, BOOKR level, Lexile level, collectible number of coin(s), and collectible badge

Download activity tips to use in class or as homework.

The screenshot shows the BOOKR Class interface. On the left is a blue sidebar with navigation options: Students, Teachers, School Admins, Licenses, Statistics, Books (highlighted), Flashcards, Songs and Karaoke, Resources, Help Center, and Log out. The main content area is white and contains the following elements:

- Buttons:** 'Watch Preview' and 'Open in App' at the top.
- Metadata:** Genre: story; Topic: Smart, Cute, Funny, Body and health; Grammar: present tenses; Accent: British (standard); CEFR Level: A2.
- Related Flashcards (1):** A table with one entry: 'The Organ Gala' with a book cover image and an 'Assign' button.
- Summary Cards:** Three cards at the bottom showing 'Number of times assigned: 4265', 'Number of times read: 2742', and 'Number of pages: 18'.

Yellow arrows point from the text on the right to the 'Open in App' button, the 'Watch Preview' button, the 'Assign' button, and the bottom summary cards.

You can open the **interactive** book directly in the app.

Watch a preview of the book in a **video format** by clicking here.

Many books have related **Flashcards** that can be assigned to the students.

See even more details about the book at the bottom of the page.

You can **Assign/Remove** multiple books after selecting them by ticking the empty boxes next to the cover pictures.

By clicking on **'Manage book'** you can open the book profile page ('Details') or assign it to students.

See on the next slide what happens when you choose to assign the book.

The screenshot displays the 'Manage Books' interface in the BOOKR CLASS application. On the left is a blue sidebar with navigation icons and labels: 'BOOKR CLASS', 'BOOKR Class', 'BOOKR Class Demo School', 'Students', 'Teachers', 'School Admins', 'Licenses', 'Statistics', 'Books', 'Flashcards', 'Songs and Karaoke', 'Resources', 'Help Center', and 'Log out'. The main content area is titled 'Books' and features filter tabs: 'All books', 'Books with activity tips', and 'Books with Flashcards'. Below the tabs is a search bar and dropdown menus for 'Series', 'Level', 'Topic', and 'Grammar'. A table titled 'All Books (852)' lists books with columns: Title, Level, Lexile level, CEFR, Special, Recommended age group, Topic, and Actions. Three books are visible in the table:

	Title	Level	Lexile level	CEFR	Special	Recommended age group	Topic	Actions
<input type="checkbox"/>	2020 - A Year Without Sports?	2	0	pre-A1		6 - 10	People, Free Personality, and health	Manage book ▾
<input type="checkbox"/>	21st Century Love	5	580	A2		12 - 16	People, Scie Relationship, Technology, Friends	Details Assign/Remove ✓
<input type="checkbox"/>	3090 Danger in Space	3	0	A1		8 - 12	Place of livin Travelling, S Smart, Vehi	Manage book ▾

Buttons above the table include 'Create Vocabulary Test', 'Generate Comprehension Quiz', and 'Assign/Remove selected'. A yellow arrow points from the 'Assign/Remove selected' button to the text on the right. Another yellow arrow points from the 'Assign/Remove' option in the 'Actions' menu to the text on the right. A third yellow arrow points from the 'Manage book' option in the 'Actions' menu to the text on the right.

Books | Assign Books

Use the **search bar** or the **filters** to select the students you would like to assign the book to, then click on 'Assign'. You can also set a **deadline** by which the student(s) must read the book(s).

Assign to student

Search for students

Class: 4/a | Level: | License status: |

All Students (149)

Name	Class	Level	Lexile level	Licence status	Deadline
Julie Andrews	4/a	2	227	Active	08-31-2021
Jennifer Daylight	4/a		512	Active	08-31-2021
Catherine Delavere	4/a			Active	08-31-2021
Augustine Heralds	4/a		230	Active	08-31-2021
Brigitta Karakó	4/a	1		Active	08-31-2021
béla huszar	4/a	1		Active	08-31-2021

Items per page: 10 | 1 - 6 of 6

Close

The students will be notified about the assignment in the app. These books will appear in their 'My Books' section as well.

New book assignment
Naomi Naomi assigned you 'A Scandal in Bohemia'.

Read book

SHARK SOUP

Unicorn Fun

CAR PARK

WALTER'S TRIP

HEN'S CAKE

A BLUE JACKALOPE

I'M A ...

THE ALPHABET

THE MICE

TWO MICE, ONE EGG

Books | Vocabulary Test

You can easily create a **Vocabulary Test** based on the chosen book(s)' keywords.

Tick the box(es) next to the book cover(s), then click on 'Create Vocabulary Test'.

Recommend using the **search and filter options** to find the content you are looking for.

The screenshot shows the BOOKR CLASS interface. At the top, there are filters for Level (2, 3), Topic (Alphabet, Animals), and Grammar (present tenses). Below the filters, there are three buttons: "Create Vocabulary Test", "Generate Comprehension Quiz", and "Assign/Remove selected". The main content is a table of books with checkboxes in the first column.

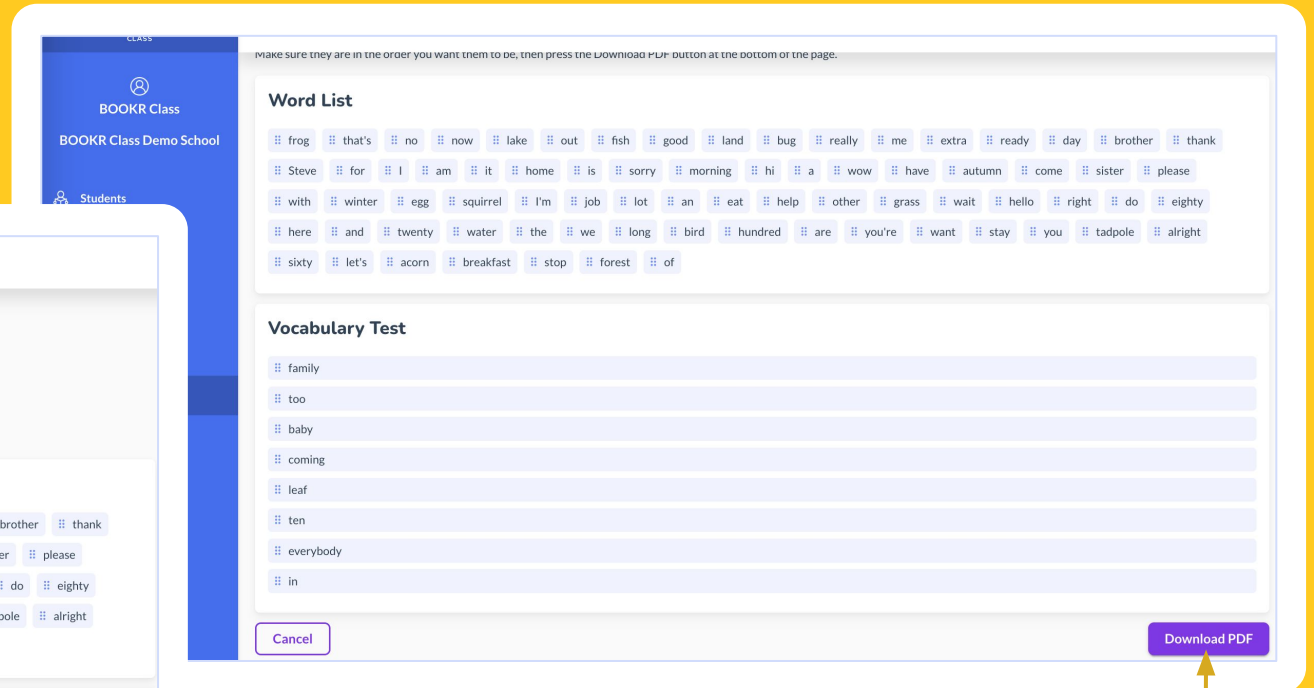
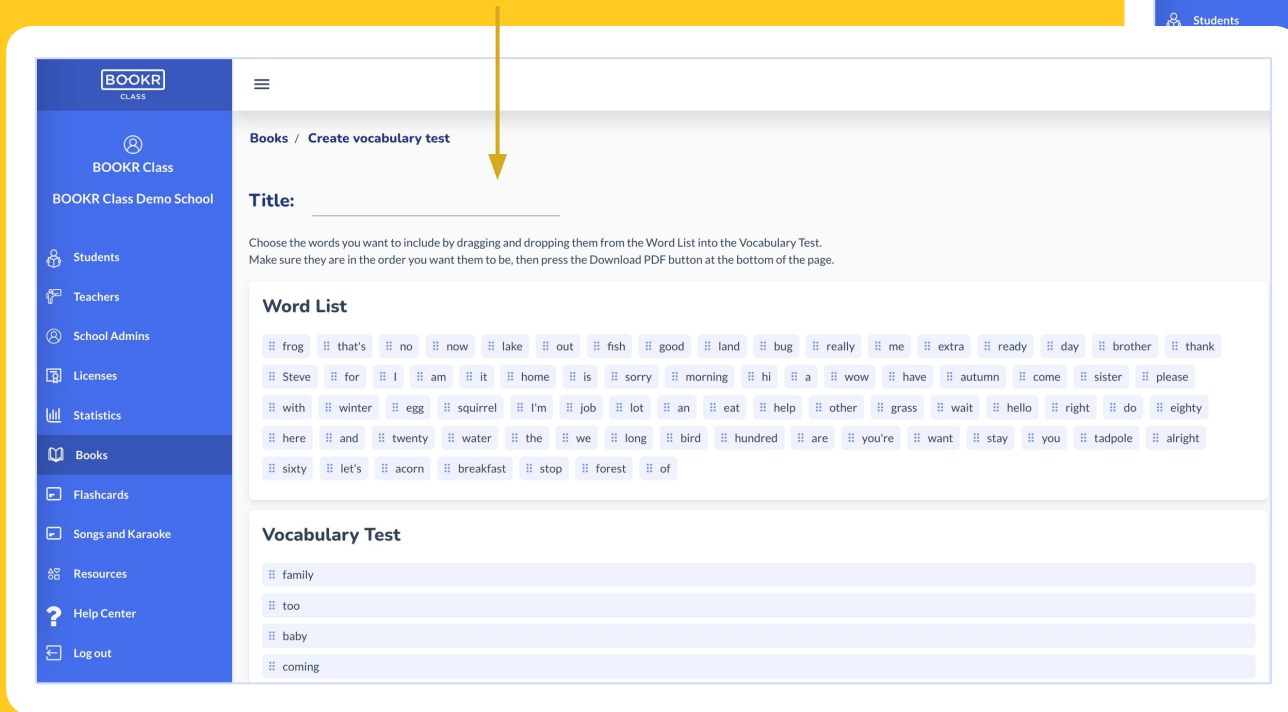
	Title	Level	Lexile level	CEFR	Special	Recommended age group	Topic	Actions
<input checked="" type="checkbox"/>	A Frog's Life	2	0	pre-A1		6 - 10	Nature, Science, Animals	Manage book
<input type="checkbox"/>	A Polka Dot Day	3	0	A1		0 - 8	Colors and Nature, Animals	Manage book
<input checked="" type="checkbox"/>	A Very Hungry Squirrel	2	0	pre-A1		0 - 8	Numbers, Nature, and weather	Manage book
<input type="checkbox"/>	A Violet in Danger	3	0	A1		6 - 10	Nature, Science, Personality, Animals	Manage book
<input type="checkbox"/>	Are People the Best?	3	280	A1		6 - 10	People, Nature, Personality, Aliens and	Manage book

The screenshot shows the BOOKR CLASS interface with a "Create Vocabulary Test" dialog box open. The dialog box has a title "Create Vocabulary Test" and a subtitle "The word list will include 8 words". Below the subtitle is a slider control and a "Create Test" button.

Title	Level	Lexile level	CEFR	Special	Recommended age group	Topic	Actions
A Very Hungry Squirrel	2	0	pre-A1		0 - 8	Numbers, Nature, and weather	Manage book
A Violet in Danger	3	0	A1		6 - 10	Nature, Science, Personality, Animals	Manage book
Are People the Best?	3	280	A1		6 - 10	People, Nature, Personality, Aliens and	Manage book

Set the **number of words** you want to add to the test then click on 'Create Test'.

Add a **title** to the test, then choose the words you want to include by dragging and dropping them from the 'Word List' into the 'Vocabulary Test'.



Click on '**Download PDF**' to be able to download the test and print it out to your class.

Books | Reading Comprehension Quiz

You can easily generate a **Comprehension Quiz** based on the chosen book(s)' content.

Tick the box(es) next to the book cover(s), then click on 'Generate Comprehension Test'.

Recommend using the **search and filter options** to find the content you are looking for.

The screenshot shows the BOOKR CLASS interface. The left sidebar contains navigation options: Students, Teachers, School Admins, Licenses, Statistics, Books (selected), Flashcards, Songs and Karaoke, Resources, Help Center, and Log out. The main content area is titled 'Books' and includes filters for 'All books', 'Books with activity tips', and 'Books with Flashcards'. Search and filter options are visible, including 'Search', 'Series', 'Level' (set to 1), 'Topic' (set to 'Aliens and monsters'), and 'Grammar' (set to 'present tenses'). Below the filters, there are three buttons: 'Create Vocabulary Test', 'Generate Comprehension Quiz' (highlighted with a purple box), and 'Assign/Remove selected'. A table titled 'All Books (6)' lists books with columns for Title, Level, Lexile level, CEFR, Special, Recommended age group, Topic, and Actions. The first book, 'A Vampire Tale', has its selection checkbox checked.

	Title	Level	Lexile level	CEFR	Special	Recommended age group	Topic	Actions
<input checked="" type="checkbox"/>	A Vampire Tale	1	0	pre-A1		0-8	Lifestyle, Friends, Aliens and monsters	Manage book
<input type="checkbox"/>	Arty Mouse Shapes	1	0	pre-A1		0-8	Colors and time, Animals and monsters	Manage book
<input type="checkbox"/>	I Want Ice Cream!	1	1	pre-A1		0-8	Travelling, Animals, Aliens and monsters, Vocabulary	Manage book

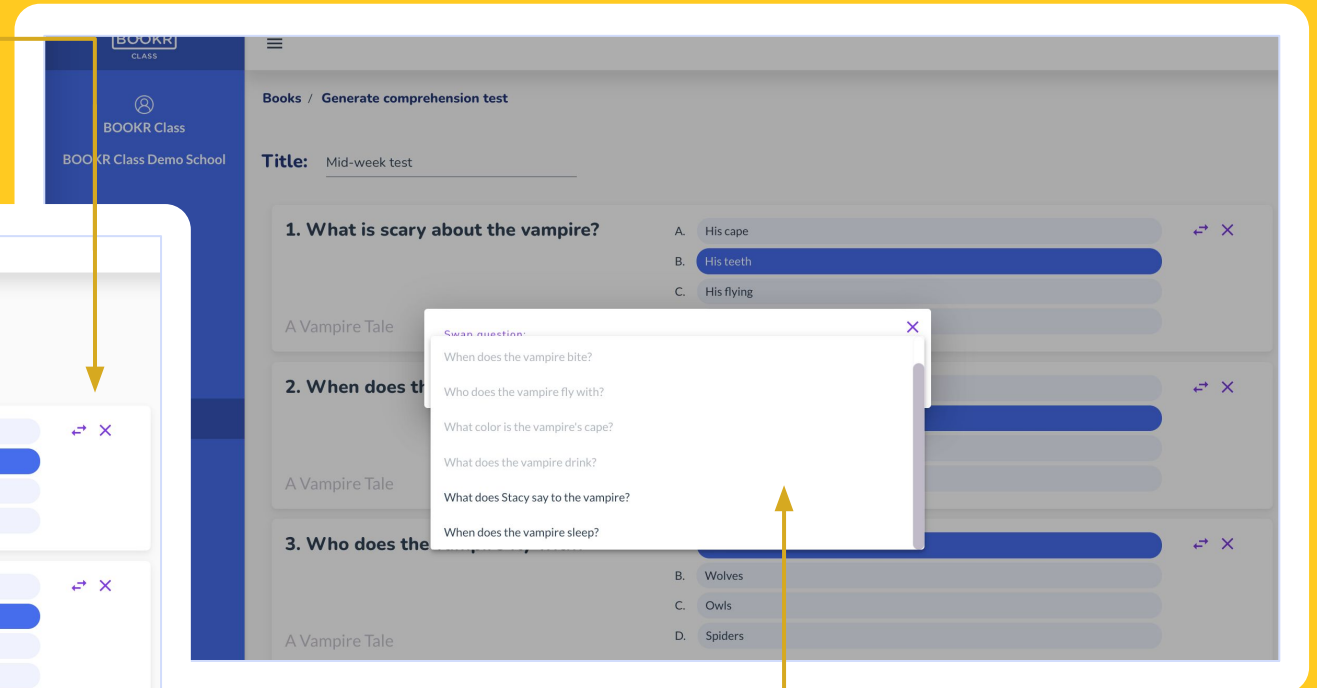
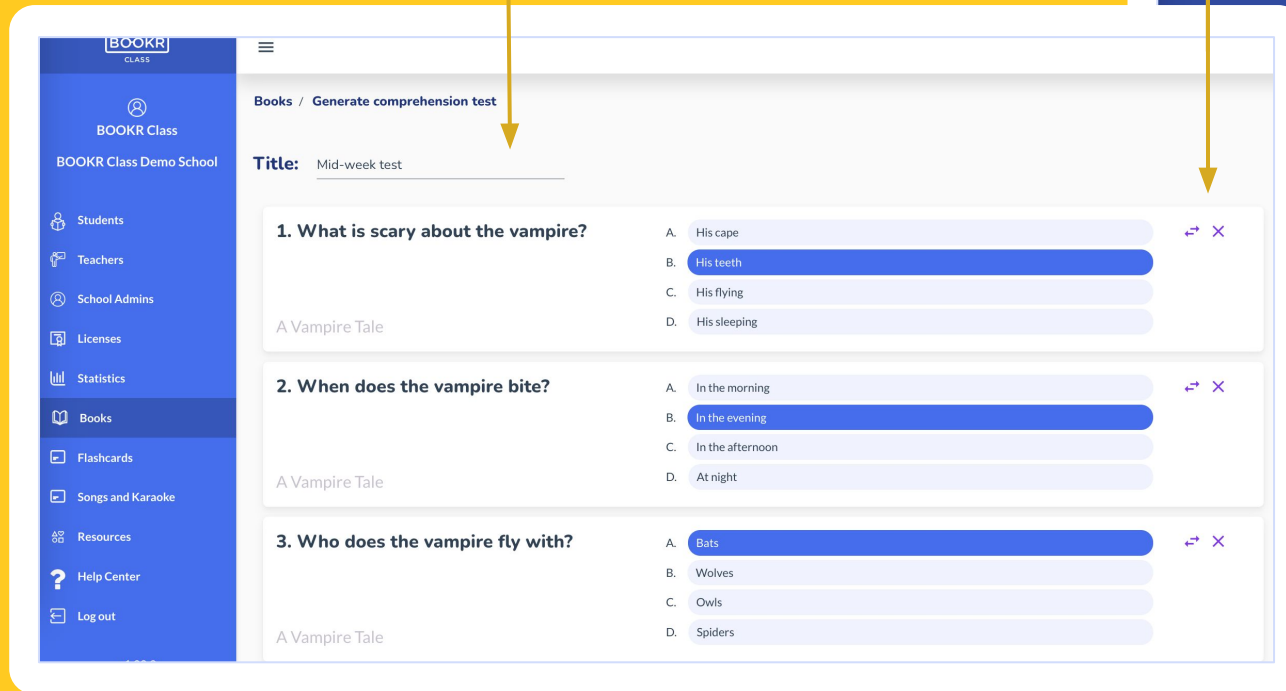
The screenshot shows the 'Generate Comprehension Quiz' dialog box. It states 'The quiz will include 10 questions' and features a slider to adjust the number of questions, ranging from 'Min. (Number of books x 1)' to 'Max. (Number of books x 20)'. The 'Generate' button is highlighted with a purple box. The background shows the same 'Books' section as the previous screenshot, with the 'A Vampire Tale' book selected.

Set the **number of questions** you want to add to the test then click on 'Create test'.

Books | Reading Comprehension Quiz

Add a **title** to the test, then review the questions.

- Click on the swap icon to **change** the question.
- Click on the 'X' to **delete** that question from the test.



If you want to change a question, click on the swap icon, then choose from the dropdown. All the maximum 20 questions / books are automatically generated by the system using AI.

Scroll down and click on 'Assign to Student'.

BOOKR Class
BOOKR Class Demo School

- Students
- Teachers
- School Admins
- Licenses
- Statistics
- Books**
- Flashcards
- Songs and Karaoke
- Resources
- Help Center
- Log out

v1.22.9

8. What does the other person want to eat in the forest?

A. A big fat leaf
B. Bugs
C. Fish
D. Grass

9. What do tadpoles grow into?

A. Fish
B. Birds
C. Frogs
D. Bugs

10. What does the frog say in response to the other person?

A. I'm not there yet
B. Good morning! Your leaf?
C. I'm having breakfast
D. Hello! Who are you?

Cancel Assign to Student

Assign to student

Search for students
BOOKR Student

Class Level License status

All Students (1) Manage selected

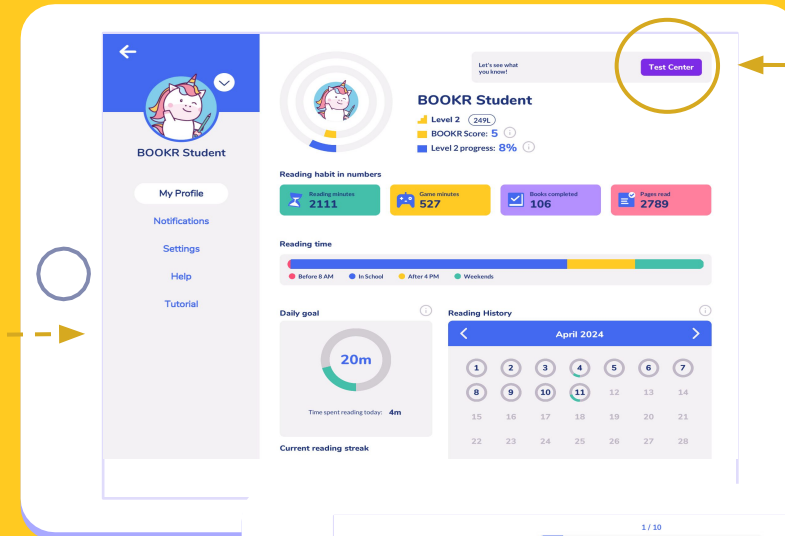
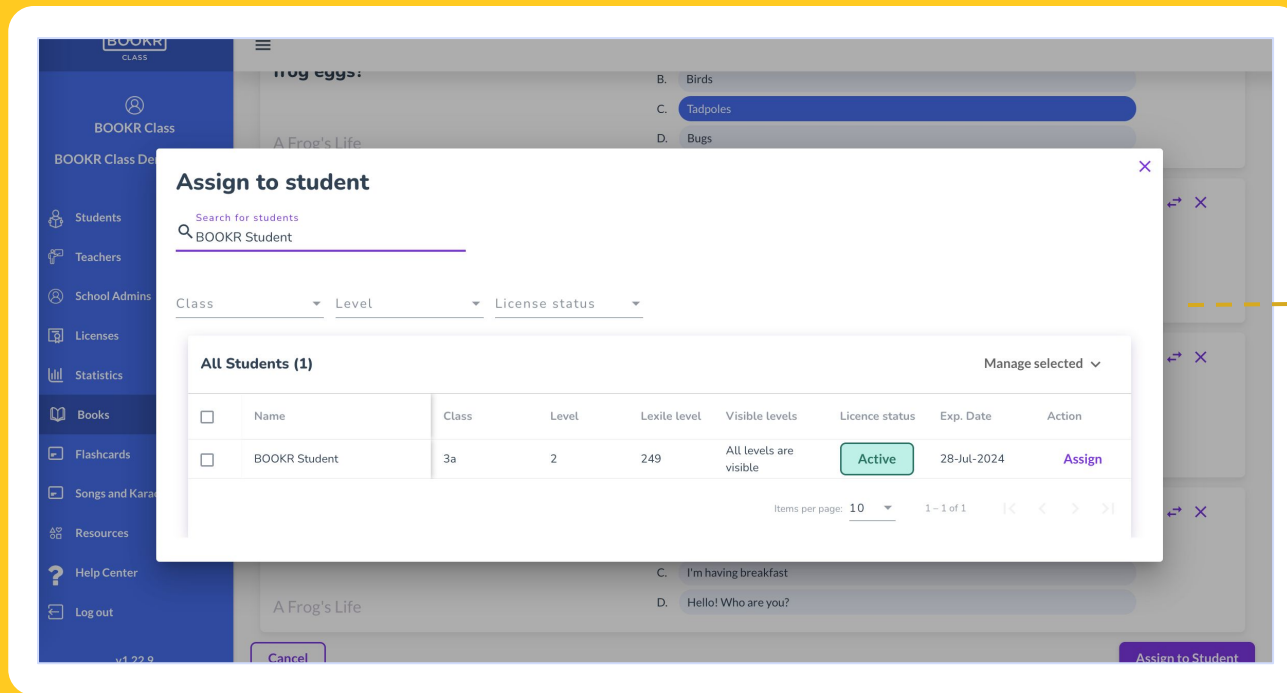
<input type="checkbox"/>	Name	Class	Level	Lexile level	Visible levels	Licence status	Exp. Date	Action
<input type="checkbox"/>	BOOKR Student	3a	2	249	All levels are visible	Active	28-Jul-2024	Assign

Items per page: 10 1 - 1 of 1

Cancel Assign to Student

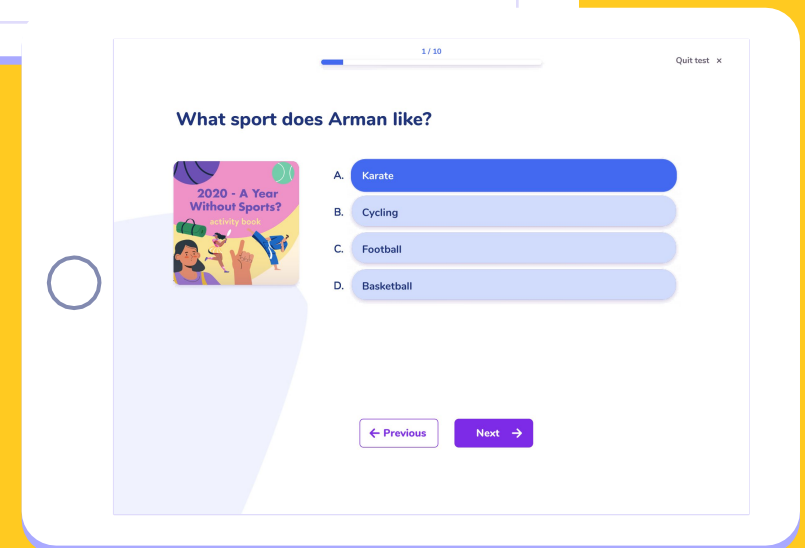
Use the search and filter option to find the student(s) you are looking for to assign the test. You can set a date by the time the quiz has to be completed.

Books | Reading Comprehension Quiz



The test can be found in the 'Test Center'.

After the test was assigned to the student(s), they receive a **notification** in the Library application.



Teacher's Dashboard | Flashcards

All Flashcards (202)							Assign/Remove selected
<input type="checkbox"/>	Title	Level	Coins	Print material	Created at	Actions	
<input type="checkbox"/>	Animals Around Us	2	2	Download PDF	09-Jun-2021	Manage flashcard ▼	
<input type="checkbox"/>	Ants in the Kitchen	1	1		15-Nov-2023	Manage flashcard ▼	
<input type="checkbox"/>	Are You Free on Friday?	3	3		10-Apr-2022	Manage flashcard ▼	

Find all the Flashcards in this section. Filter the search only to Flashcards that have books in the Library.

You can **search** by keywords and titles, and filter by levels.

Click '**Download PDF**' and a printable version of the flashcards will load in a new window. Print the flashcards to use offline in class.

Click '**Manage flashcard**' and assign them to students or visit the details page of the flashcard set.

Teacher's Dashboard Functions | Songs and Karaoke

BOOKR
CLASS

BOOKR Class
BOOKR Class Demo School

Students
Teachers
School Admins
Licenses
Statistics
Books
Flashcards
Songs and Karaoke
Resources
Help Center
Log out
v1.22.9

Songs and Karaoke




All songs Songs with activity tips

Search for songs and Karaoke

Level

All songs and Karaoke (68)

Assign/Remove selected

<input type="checkbox"/>	Title	Level	Genre	Coins	Activity tips	Created at	Actions
<input type="checkbox"/>	 It's a Fashion Show	1	song	2		16-Aug-2023	Manage Song ▾
<input type="checkbox"/>	 Itsy Bitsy Spider	2	song	3	Download PDF	19-May-2021	Manage Song ▾
<input type="checkbox"/>	 Itsy Bitsy Spider Karaoke	2	song	2		19-May-2021	Manage Song ▾

Find all the songs and their karaoke versions in this section. Filter the search only to songs that have printable activity tips.

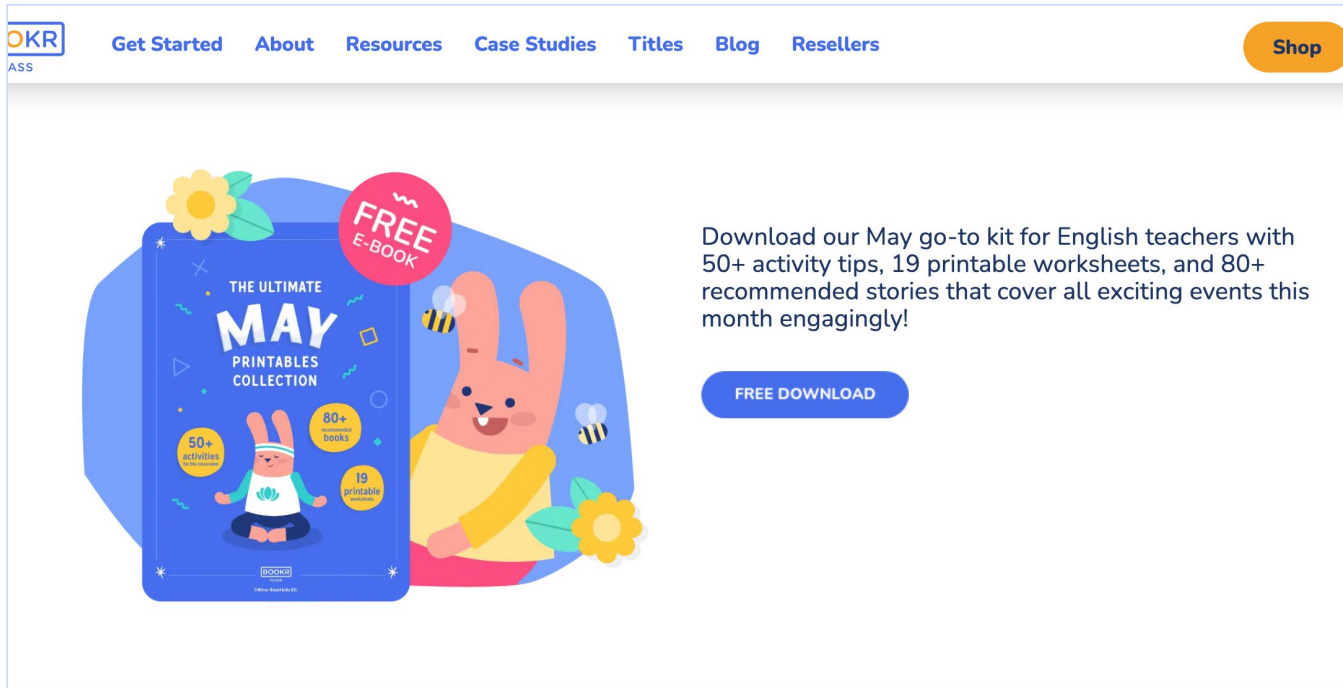
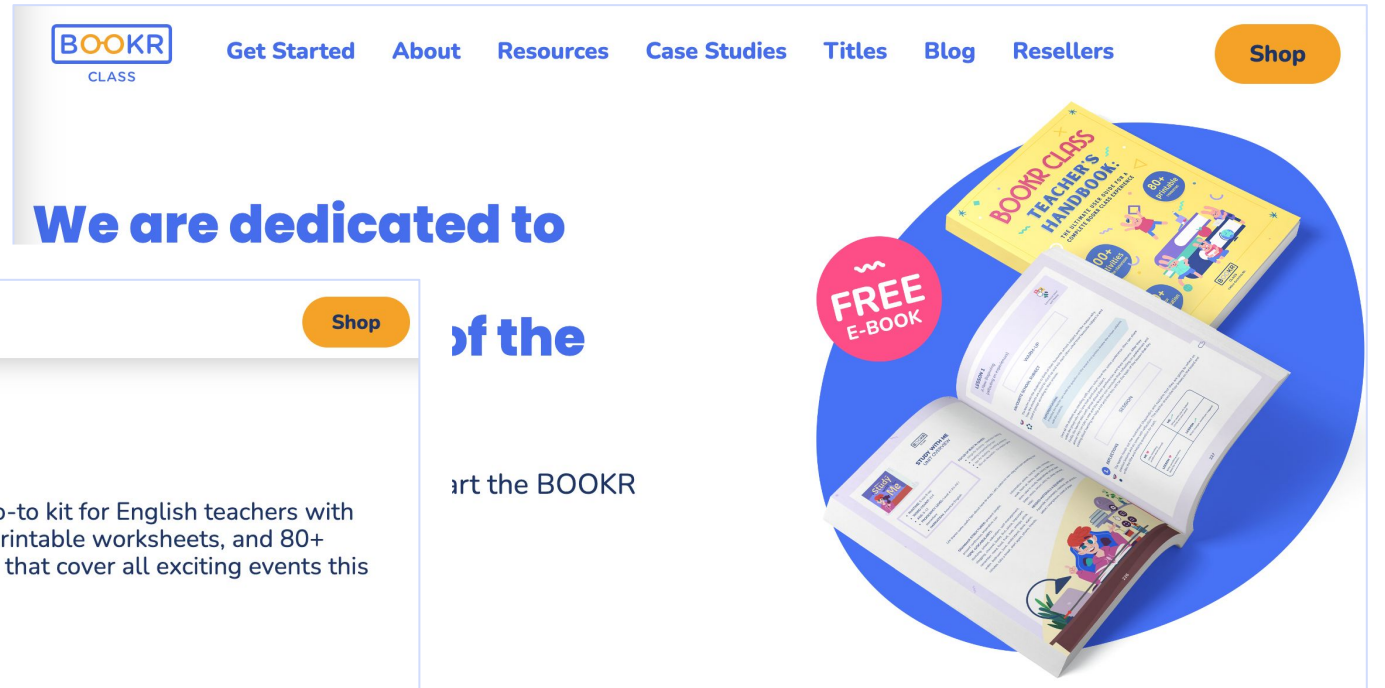
You can **search** by keywords and titles, and filter by levels.

Click **'Download PDF'** to open in a new window a printable activity tip.

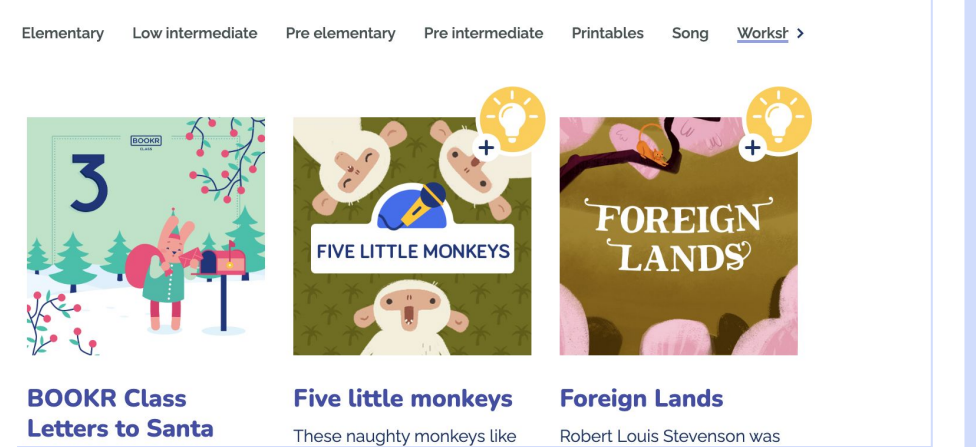
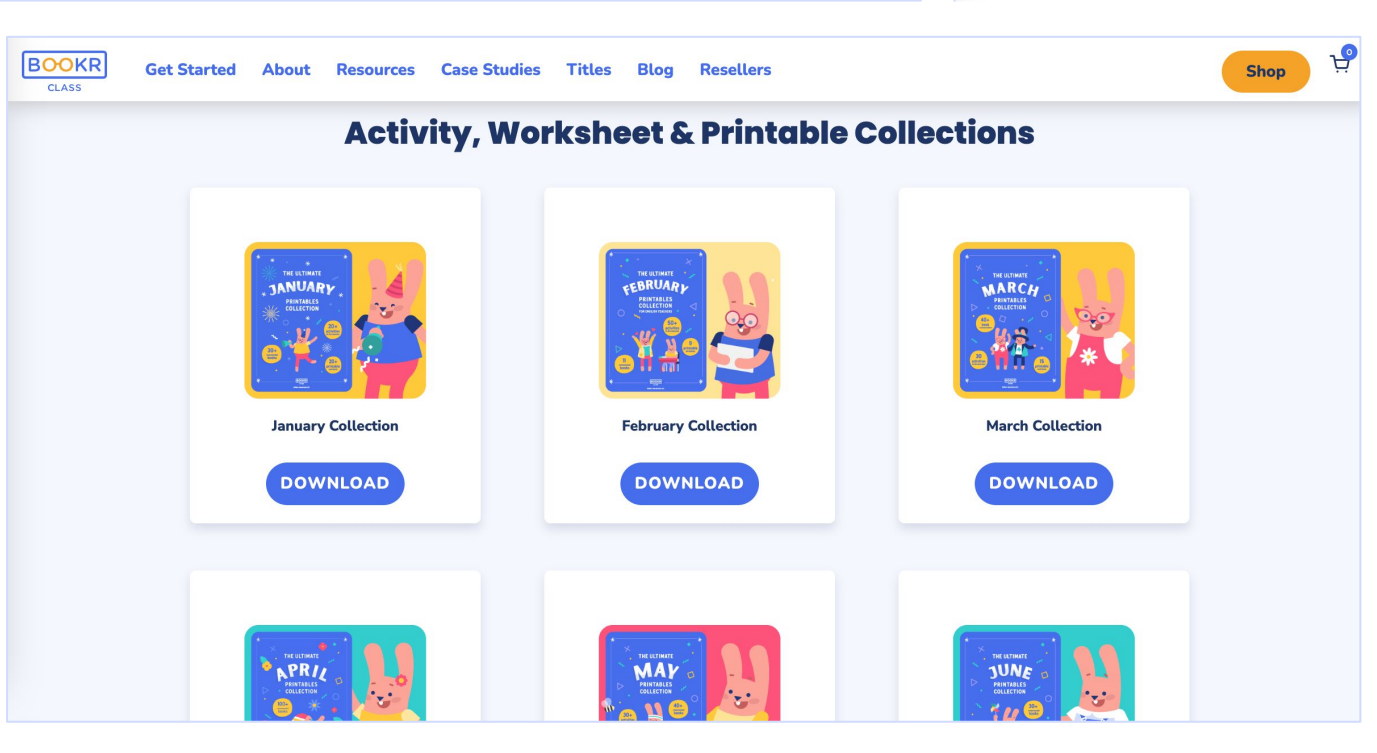
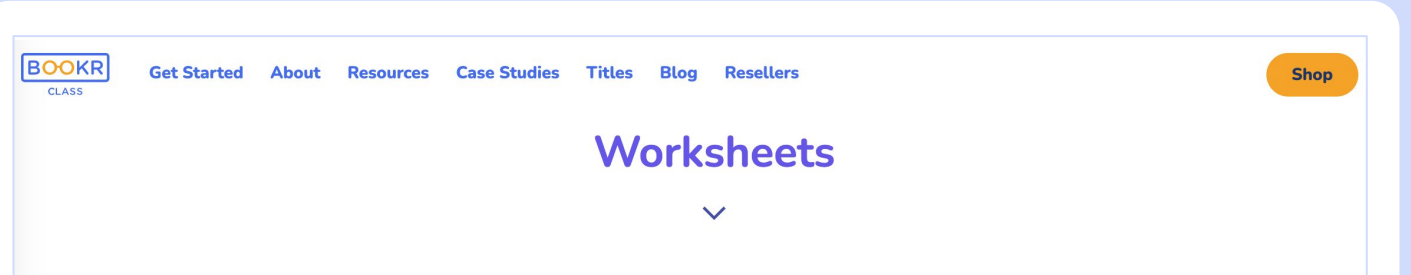
Click **'Manage Song'** and assign them to students or visit the song's details page.

Teacher's Dashboard Functions | Resources

Click on 'Resources' and explore all the additional supporting materials we provide educators such as the Teacher's Handbook, printable activity tips, worksheets, games and many more.

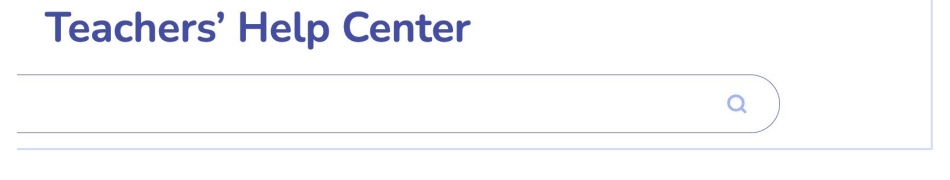
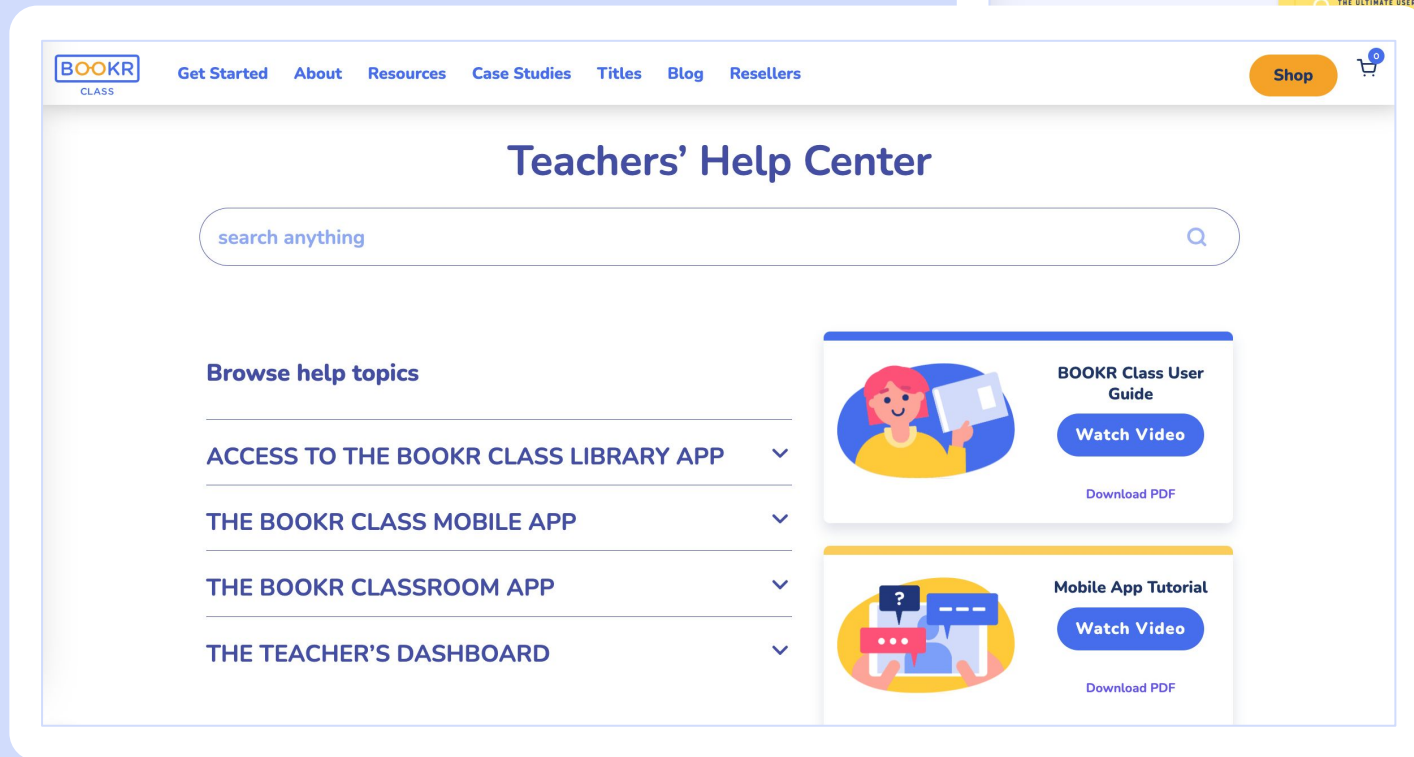
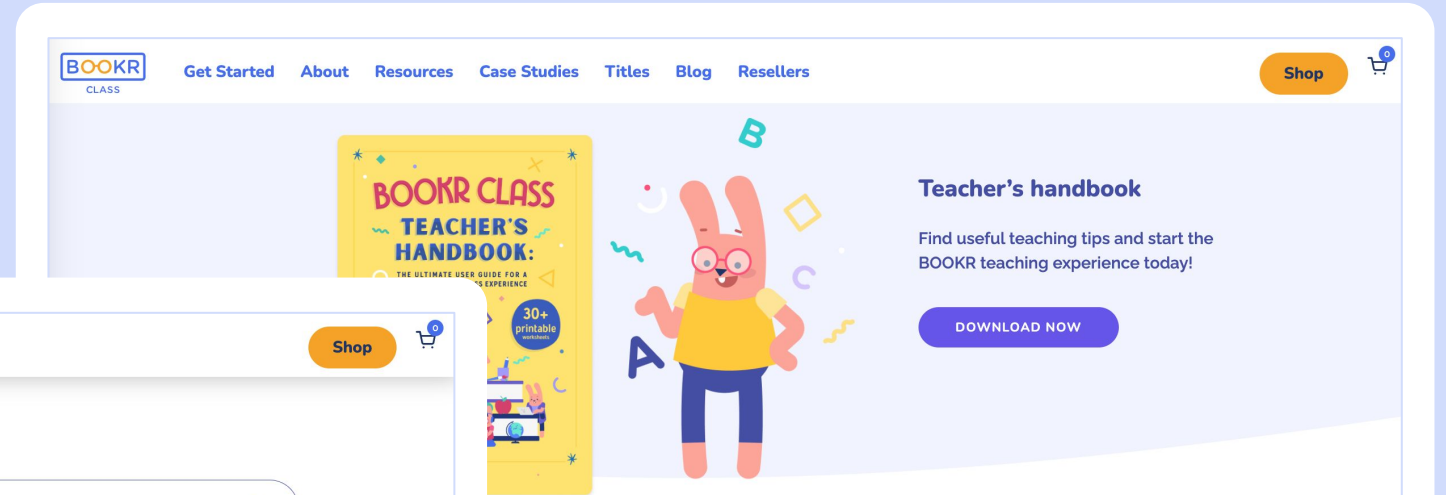


Use them as warm-up or wrap-up activities, homework, extra task.. it's up to you.



Teacher's Dashboard Functions | Help Center

Click on 'Help Center' and visit the BOOKR Class Teacher's Help Center, which includes FAQs, tutorial videos, guides and many other useful resources.



Teacher's Dashboard Functions | My Profile

BOOKR Class Delete Profile

Profile

First name
BOOKR

Last name
Class

Email
fanni.koncsik+1@bookrkids.hu

Change password

Current password

New password

Classes involved (0)

Classes

License

Status	Start date	Expiry date	
Active	28-Jul-2021	28-Jul-2024	Remove license Extend license

Edit your details by clicking on your name.

Update your password.

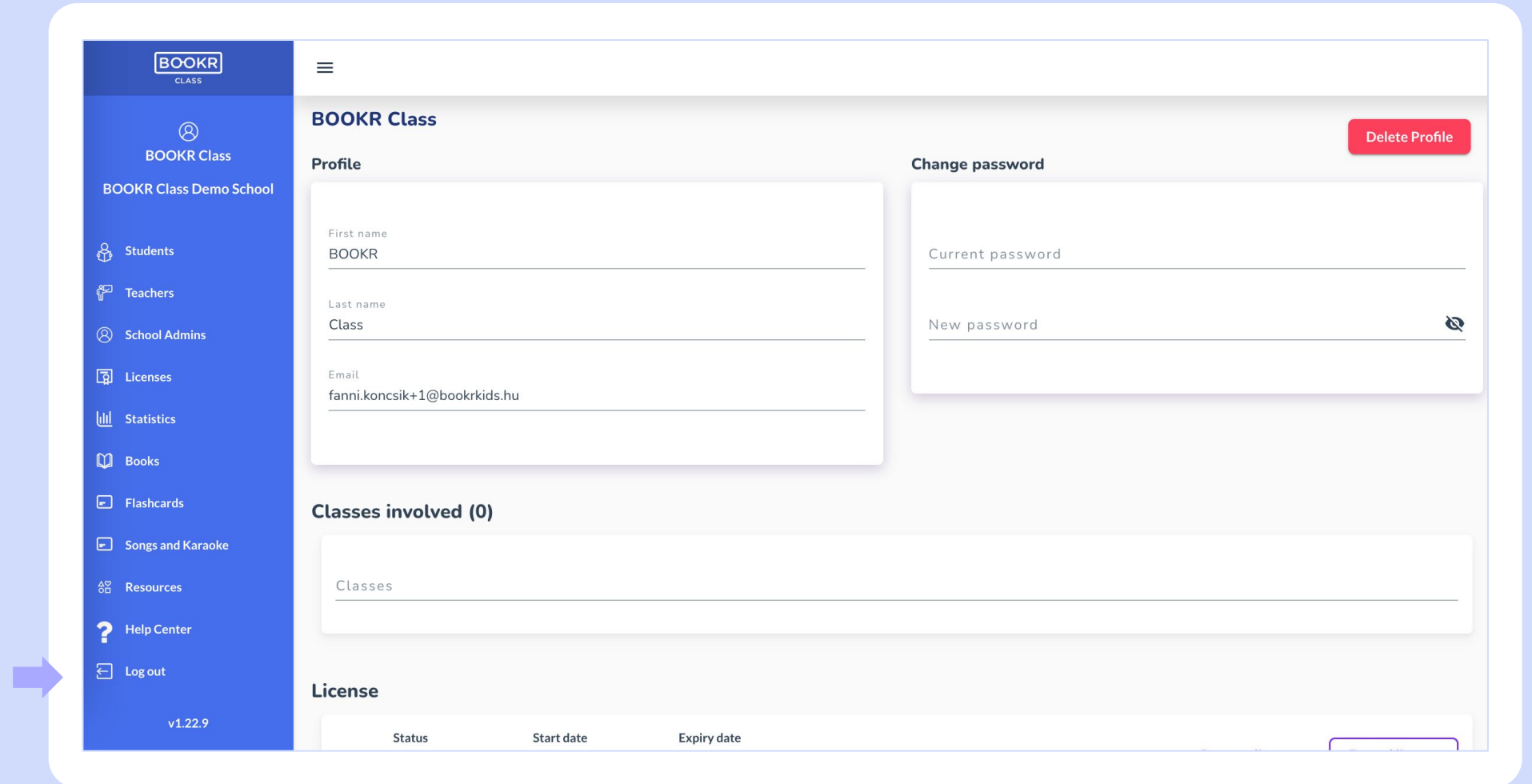
Assign yourself to classes to join with your students.

Manage your licence the same way as [explained before](#).

When you are done, remember to click on **'Save Changes'** in the bottom right corner.

Teacher's Dashboard Functions | Logout

Click on **'Log out'** to sign out of the Teacher's Dashboard.





If you have any questions or technical problems, get in touch with us via **support@bookrclass.com**.

